

**STATISTICAL DATA OF TOTAL SALES
ELECTRIC UTILITIES IN MICHIGAN**

YEAR ENDED DECEMBER 31, 2010

DATA FOR MICHIGAN BUSINESS ONLY

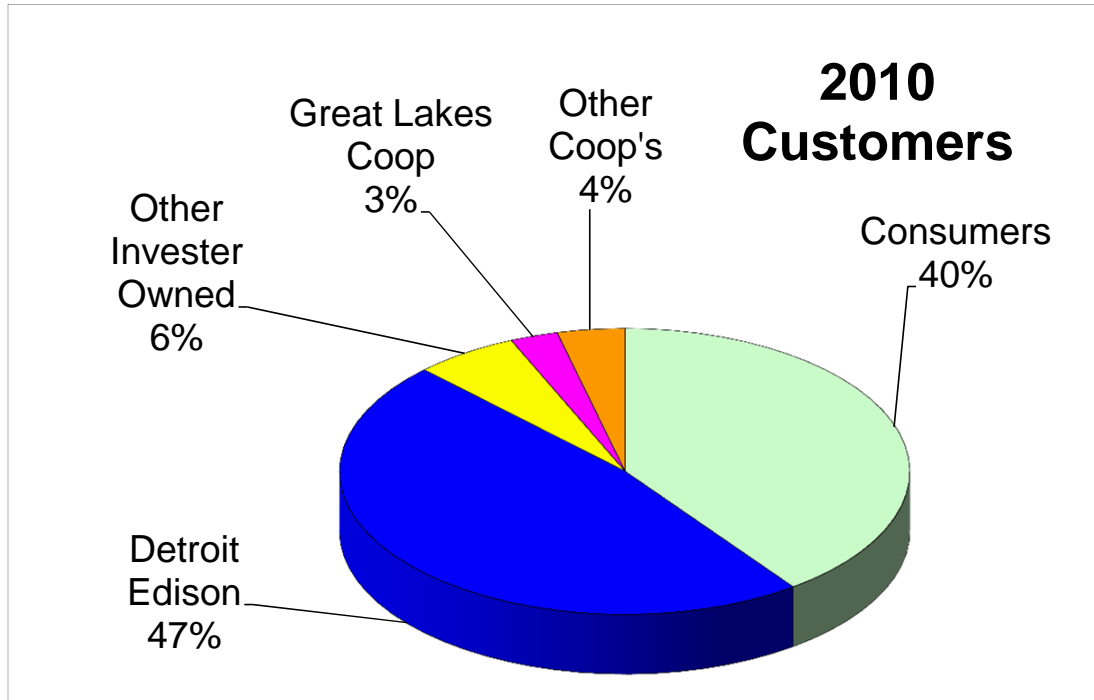
COMPANY	CUSTOMERS	REVENUE	MWH SALES
ALPENA POWER	17,650	32,449,601	328,809
CONSUMERS ENERGY	1,788,636	3,783,204,180	35,008,853
DETROIT EDISON	2,119,752	4,578,714,308	50,577,320
EDISON SAULT ELECTRIC (see Note 1)	22,804	65,017,554	848,779
AMERICAN ELECTRIC POWER (I&M)	127,936	261,439,739	3,570,016
NO. STATES PWR dba XCEL ENERGY	9,443	12,761,560	154,273
UPPER PENINSULA POWER	51,920	113,863,514	1,078,621
WISCONSIN ELECTRIC	27,560	222,952,917	3,524,661
WISCONSIN PUBLIC SERVICE	8,982	48,355,011	883,145
TOTAL INVESTOR OWNED	4,174,683	9,118,758,384	95,974,477
ALGER DELTA	10,015	11,240,438	58,259
CHERRYLAND	33,132	40,054,411	363,282
CLOVERLAND (see Note 1)	18,858	21,936,319	214,103
GREAT LAKES	123,118	152,037,382	1,339,625
MIDWEST ENERGY	35,007	65,089,969	604,429
ONTONAGON	4,853	5,102,723	24,554
PRESQUE ISLE	33,383	29,553,946	237,096
THUMB	12,268	18,063,544	152,966
TRI-COUNTY	25,517	37,492,206	320,625
TOTAL COOPERATIVES	296,151	380,570,938	3,314,939
TOTAL COOPs & IOUs	4,470,834	9,499,329,322	99,289,416

Source of Information

Investor Owned : FERC Form 1 , page 301 line 12

Cooperative : RUS Form 7 part R lines 10,11,12,19 & 9 or Part O

Note 1: Data for 2010 was unavailable for these companies as of the preparation of this document, so the numbers listed are from 2009

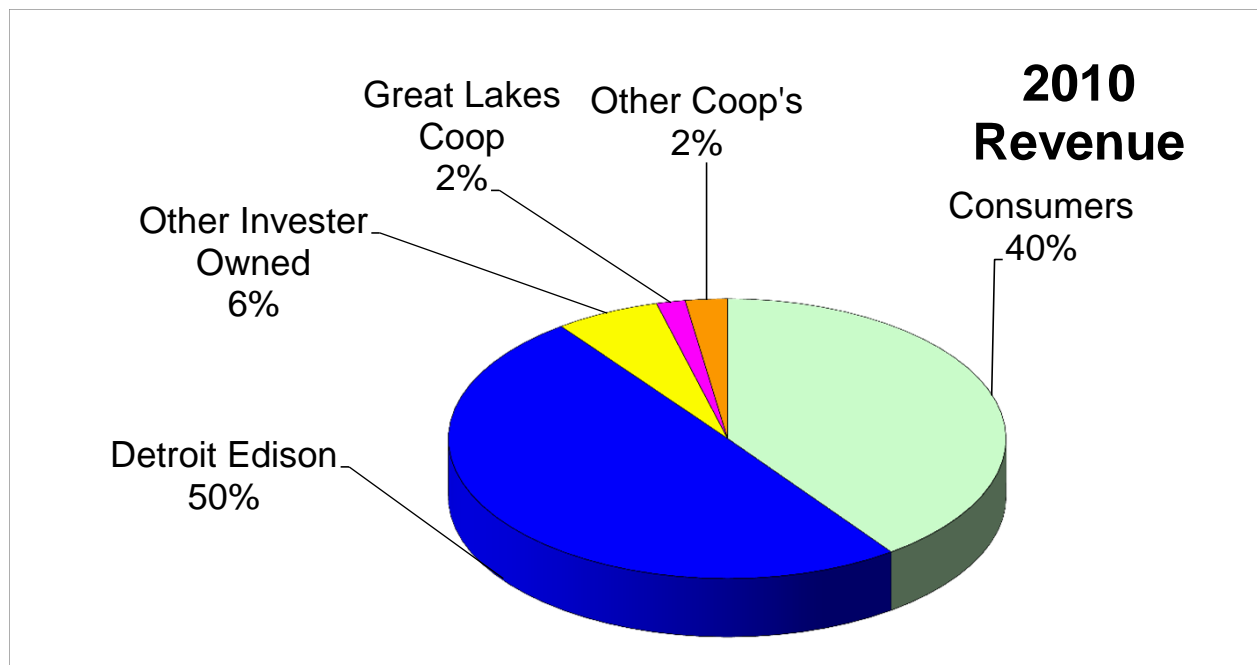


2010 MICHIGAN ELECTRIC SALES DATA
ULTIMATE CUSTOMER

CUSTOMERS

UTILITY	RESIDENTIAL	COMMERCIAL	INDUSTRIAL	OTHER	TOTAL	ULTIMATE	RESALE	TOTAL CUSTOMERS
Investor Owned								
ALPENA POWER	13,717	3,742	4	187	17,650	0		17,650
CONSUMERS ENERGY	1,569,183	209,464	8,702	1,286	1,788,635	1		1,788,636
DETROIT EDISON	1,922,753	194,286	839	1,869	2,119,747	5		2,119,752
EDISON SAULT (see Note 1)	19,068	3,688	5	42	22,803	1		22,804
AMERICAN ELECTRIC POWER (I&M)	109,362	17,243	985	341	127,931	5		127,936
NORTHERN STATES POWER d/b/a XCEL E	7,984	1,396	2	60	9,442	1		9,443
UPPER PEN. PWR	46,142	5,522	16	171	51,851	69		51,920
WISC ELEC POWER CO	24,441	3,015	11	80	27,547	13		27,560
WISC PUB SERV CO	8,011	874	41	21	8,947	35		8,982
TOTAL IOU	3,720,661	439,230	10,605	4,057	4,174,553	130		4,174,683
Cooperatives								
ALGER DELTA	9,469	523	0	23	10,015	0		10,015
CHERRYLAND	30,495	2,483	3	151	33,132	0		33,132
CLOVERLAND (see Note 1)	17,074	1,508	4	271	18,857	1		18,858
GREAT LAKES	112,398	10,418	302	0	123,118	0		123,118
MIDWEST	29,785	5,216	6	0	35,007	0		35,007
ONTONAGON	4,488	202	0	163	4,853	0		4,853
PRESQUE ISLE	31,107	1,899	5	372	33,383	0		33,383
THUMB	11,376	892	0	0	12,268	0		12,268
TRI-COUNTY	22,377	2,981	4	155	25,517	0		25,517
TOTAL COOP	268,569	26,122	324	1,135	296,150	1		296,151
TOTAL MICHIGAN	3,989,230	465,352	10,929	5,192	4,470,703	131		4,470,834

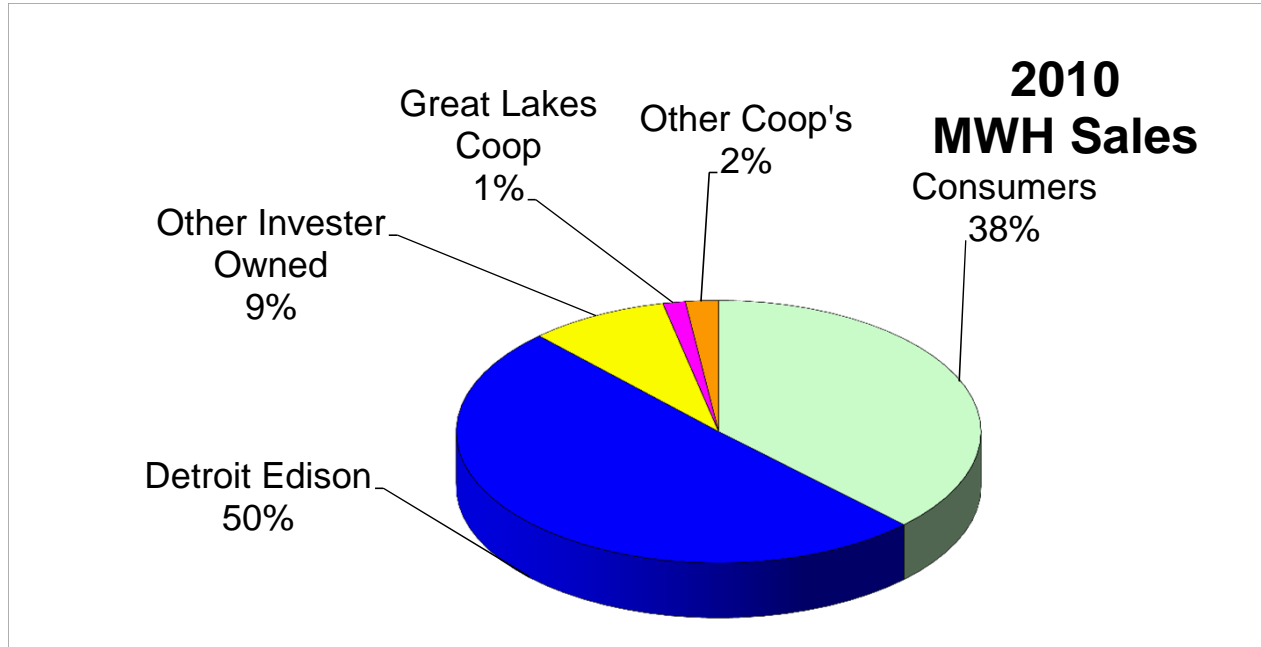
Note 1: Data for 2010 was unavailable for these companies as of the preparation of this document, so the numbers listed are from 2009



2010 MICHIGAN ELECTRIC SALES DATA
ULTIMATE CUSTOMER

UTILITY	REVENUES \$				TOTAL ULTIMATE	RESALE	TOTAL SALES
	RESIDENTIAL	COMMERCIAL	INDUSTRIAL	OTHER			
Investor Owned							
ALPENA POWER	12,024,412	12,019,244	8,383,483	22,462	32,449,601	0	32,449,601
CONSUMERS ENERGY	1,678,879,352	1,198,533,158	744,984,351	41,280,524	3,663,677,385	119,526,795	3,783,204,180
DETROIT EDISON	1,976,960,909	1,539,218,367	648,356,872	60,104,768	4,224,640,916	354,073,392	4,578,714,308
EDISON SAULT (see Note 1)	15,851,095	21,505,081	14,457,527	1,019,807	52,833,510	12,184,044	65,017,554
AMERICAN ELECTRIC POWER (I&M)	96,805,235	64,072,356	53,850,659	1,552,775	216,281,025	45,158,714	261,439,739
NORTHERN STATES POWER d/b/a XCEL ENERGY	5,203,094	4,580,208	1,975,104	176,314	11,934,720	826,840	12,761,560
UPPER PEN. PWR	45,756,535	33,480,685	17,373,777	1,343,775	97,954,772	15,908,742	113,863,514
WISC ELEC POWER CO	24,041,238	18,522,738	140,765,148	511,462	183,840,586	39,112,331	222,952,917
WISC PUB SERV CO	6,378,898	2,464,912	10,100,958	109,881	19,054,649	29,300,362	48,355,011
TOTAL IOU	3,861,900,768	2,894,396,749	1,640,247,879	106,121,768	8,502,667,164	616,091,220	9,118,758,384
Cooperatives							
ALGER DELTA	9,178,797	2,003,603	0	58,038	11,240,438	0	11,240,438
CHERRYLAND	29,286,409	8,213,107	1,960,463	594,432	40,054,411	0	40,054,411
CLOVERLAND (see Note 1)	14,277,891	3,764,859	1,916,134	765,832	20,724,716	1,211,603	21,936,319
GREAT LAKES	102,517,694	20,086,416	29,433,272	0	152,037,382	0	152,037,382
MIDWEST	41,013,647	16,042,818	8,033,504	0	65,089,969	0	65,089,969
ONTONAGON	4,272,581	794,078	0	36,064	5,102,723	0	5,102,723
PRESQUE ISLE	22,574,129	5,231,182	1,341,677	608,638	29,755,626	-201,680	29,553,946
THUMB	15,174,662	2,888,882	0	0	18,063,544	0	18,063,544
TRI-COUNTY	26,657,819	7,108,266	3,222,874	503,247	37,492,206	0	37,492,206
TOTAL COOP	264,953,629	66,133,211	45,907,924	2,566,251	379,561,015	1,009,923	380,570,938
TOTAL MICHIGAN	4,126,854,397	2,960,529,960	1,686,155,803	108,688,019	8,882,228,179	617,101,143	9,499,329,322

Note 1: Data for 2010 was unavailable for these companies as of the preparation of this document, so the numbers listed are from 2009



2010 MICHIGAN ELECTRIC SALES DATA
ULTIMATE CUSTOMER

UTILITY	SALES MWH				TOTAL ULTIMATE	RESALE	TOTAL SALES
	RESIDENTIAL	COMMERCIAL	INDUSTRIAL	OTHER			
Investor Owned							
ALPENA POWER	88,971	103,665	136,081	92	328,809	0	328,809
CONSUMERS ENERGY	12,968,152	11,025,733	9,061,124	235,111	33,290,120	1,718,733	35,008,853
DETROIT EDISON	15,726,131	16,565,482	10,199,322	340,274	42,831,209	7,746,111	50,577,320
EDISON SAULT (see Note 1)	173,613	228,419	208,005	52,846	662,883	185,896	848,779
AMERICAN ELECTRIC POWER (I&M)	1,277,157	815,621	851,527	11,507	2,955,812	614,204	3,570,016
NORTHERN STATES POWER d/b/a XCEL ENERGY	54,221	54,251	30,009	1,804	140,285	13,988	154,273
UPPER PEN. PWR	267,403	241,458	283,730	5,504	798,095	280,526	1,078,621
WISC ELEC POWER CO	166,226	148,519	2,516,131	2,478	2,833,354	691,307	3,524,661
WISC PUB SERV CO	65,902	25,383	185,758	746	277,789	605,356	883,145
TOTAL IOU	30,787,776	29,208,531	23,471,687	650,362	84,118,356	11,856,121	95,974,477
Cooperatives							
ALGER DELTA	45,568	12,395	0	296	58,259	0	58,259
CHERRYLAND	248,349	82,551	26,570	5,811	363,282	0	363,282
CLOVERLAND (see Note 1)	122,814	36,594	25,128	10,037	194,573	19,530	214,103
GREAT LAKES	776,101	170,006	393,519	0	1,339,625	0	1,339,625
MIDWEST	348,603	149,421	106,405	0	604,429	0	604,429
ONTONAGON	19,853	4,508	0	193	24,554	0	24,554
PRESQUE ISLE	166,851	49,574	15,452	5,219	237,096	0	237,096
THUMB	126,757	26,209	0	0	152,966	0	152,966
TRI-COUNTY	215,938	58,296	42,231	4,160	320,625	0	320,625
TOTAL COOP	2,070,833	589,554	609,305	25,717	3,295,409	19,530	3,314,939
TOTAL MICHIGAN	32,858,609	29,798,085	24,080,992	676,079	87,413,765	11,875,651	99,289,416

Note 1: Data for 2010 was unavailable for these companies as of the preparation of this document, so the numbers listed are from 2009

**STATISTICAL DATA OF TOTAL SALES
ELECTRIC UTILITIES IN MICHIGAN**

YEAR ENDED DECEMBER 31, 2009

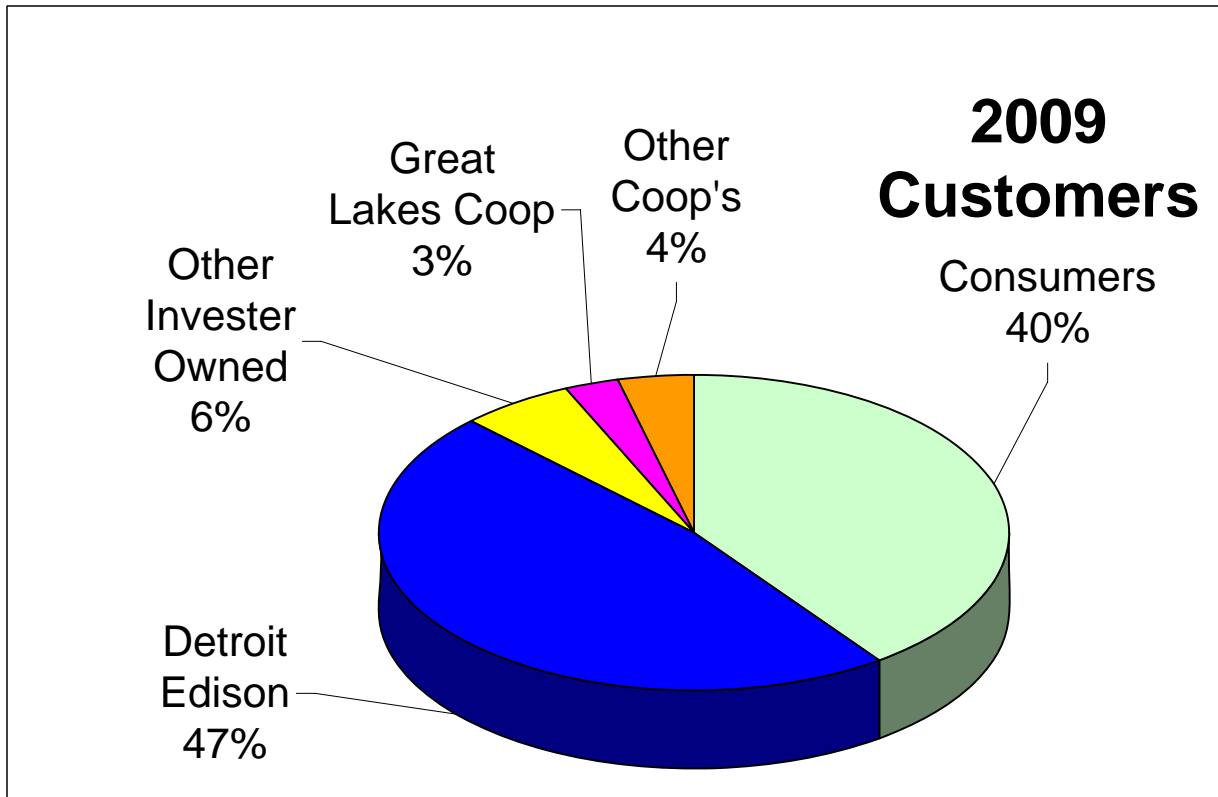
DATA FOR MICHIGAN BUSINESS ONLY

COMPANY	CUSTOMERS	REVENUE	MWH SALES
ALPENA POWER	17,725	29,601,071	314,563
CONSUMERS ENERGY	1,787,255	3,397,973,753	34,719,252
DETROIT EDISON	2,133,006	4,424,982,913	51,132,499
EDISON SAULT ELECTRIC	22,804	65,017,554	848,779
AMERICAN ELECTRIC POWER (I&M)	127,824	228,951,545	3,383,155
NO. STATES PWR dba XCEL ENERGY	9,552	12,304,609	148,675
UPPER PENINSULA POWER	51,937	114,935,356	1,190,205
WISCONSIN ELECTRIC	27,512	167,779,250	2,928,629
WISCONSIN PUBLIC SERVICE	8,988	62,476,313	1,115,168
TOTAL INVESTOR OWNED	4,186,603	8,504,022,364	95,780,925
ALGER DELTA	10,015	10,314,468	58,452
CHERRYLAND	32,940	37,736,156	355,094
CLOVERLAND	18,858	21,936,319	214,103
GREAT LAKES	122,808	148,200,061	1,316,814
MIDWEST ENERGY	34,942	61,109,457	592,196
ONTONAGON	4,820	4,939,293	24,671
PRESQUE ISLE	33,384	28,637,993	234,713
THUMB	12,242	16,315,833	147,321
TRI-COUNTY	25,486	35,415,528	301,466
TOTAL COOPERATIVES	295,495	364,605,108	3,244,830
TOTAL COOPs & IOUs	4,482,098	8,868,627,472	99,025,755

Source of Information

Investor Owned : FERC Form 1 , page 301 line 12

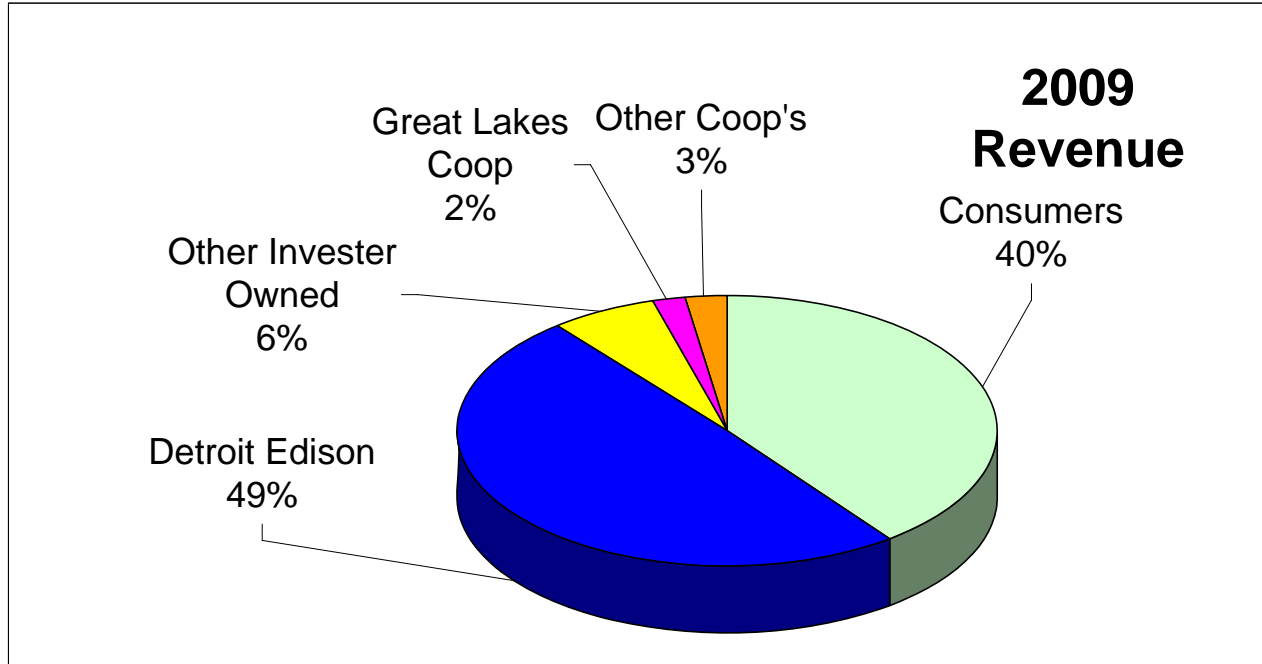
Cooperative : RUS Form 7 part R lines 10,11,12,19 & 9 or Part O



2009 MICHIGAN ELECTRIC SALES DATA
ULTIMATE CUSTOMER

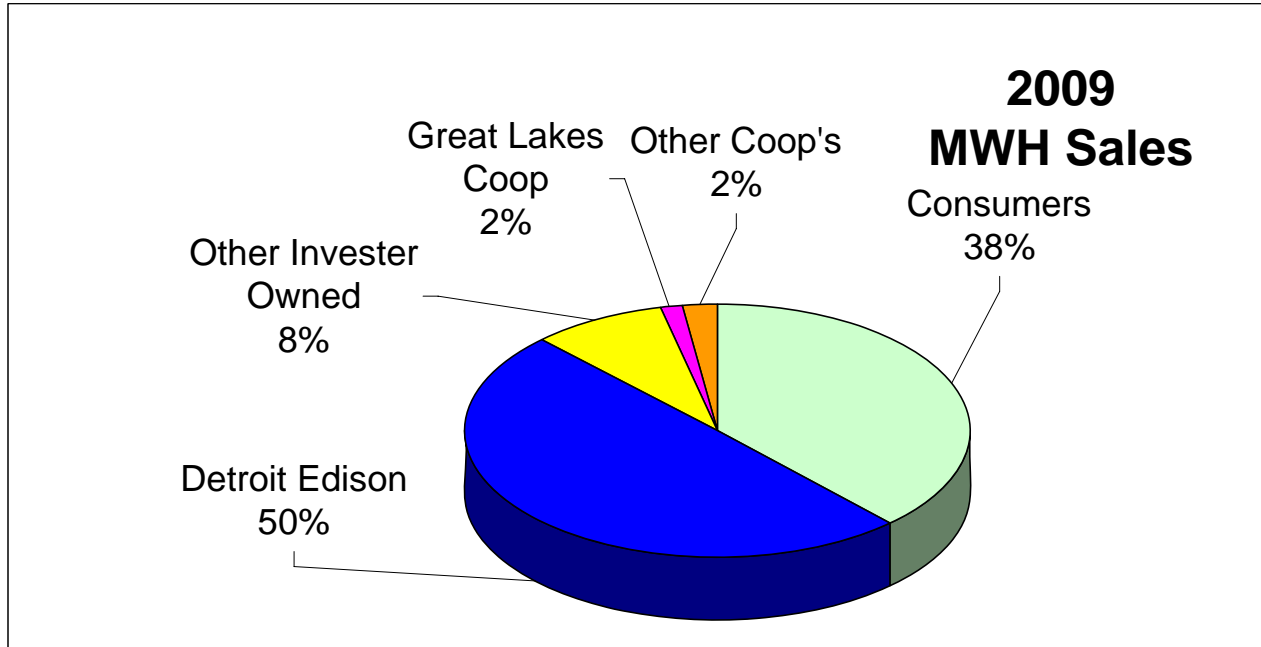
CUSTOMERS

UTILITY	RESIDENTIAL	COMMERCIAL	INDUSTRIAL	OTHER	TOTAL ULTIMATE	RESALE	TOTAL CUSTOMERS
Investor Owned							
ALPENA POWER	13,718	3,803	4	200	17,725	0	17,725
CONSUMERS ENERGY	1,566,980	210,223	8,770	1,281	1,787,254	1	1,787,255
DETROIT EDISON	1,932,344	197,728	995	1,934	2,133,001	5	2,133,006
EDISON SAULT	19,068	3,688	5	42	22,803	1	22,804
AMERICAN ELECTRIC POWER (I&M)	109,316	17,156	1,003	344	127,819	5	127,824
NORTHERN STATES POWER d/b/a XCEL	8,099	1,390	2	60	9,551	1	9,552
UPPER PEN. PWR	46,120	5,562	18	169	51,869	68	51,937
WISC ELEC POWER CO	24,375	3,034	11	80	27,500	12	27,512
WISC PUB SERV CO	8,024	871	42	21	8,958	30	8,988
TOTAL IOU	3,728,044	443,455	10,850	4,131	4,186,480	123	4,186,603
Cooperatives							
ALGER DELTA	9,465	527	0	23	10,015	0	10,015
CHERRYLAND	30,319	2,467	3	151	32,940	0	32,940
CLOVERLAND	17,074	1,508	4	271	18,857	1	18,858
GREAT LAKES	112,086	10,422	300	0	122,808	0	122,808
MIDWEST	29,880	5,056	6	0	34,942	0	34,942
ONTONAGON	4,453	203	0	164	4,820	0	4,820
PRESQUE ISLE	31,131	1,875	5	373	33,384	0	33,384
THUMB	11,379	863	0	0	12,242	0	12,242
TRI-COUNTY	22,362	2,964	4	156	25,486	0	25,486
TOTAL COOP	268,149	25,885	322	1,138	295,494	1	295,495
TOTAL MICHIGAN	3,996,193	469,340	11,172	5,269	4,481,974	124	4,482,098



2009 MICHIGAN ELECTRIC SALES DATA
ULTIMATE CUSTOMER

UTILITY	REVENUES \$				TOTAL ULTIMATE	RESALE	TOTAL SALES
	RESIDENTIAL	COMMERCIAL	INDUSTRIAL	OTHER			
Investor Owned							
ALPENA POWER	10,747,870	11,216,328	7,609,865	27,008	29,601,071	0	29,601,071
CONSUMERS ENERGY	1,450,014,228	1,094,055,338	705,170,097	35,860,736	3,285,100,399	112,873,354	3,397,973,753
DETROIT EDISON	1,753,735,885	1,616,964,111	687,474,474	56,631,726	4,114,806,196	310,176,717	4,424,982,913
EDISON SAULT	15,851,095	21,505,081	14,457,527	1,019,807	52,833,510	12,184,044	65,017,554
AMERICAN ELECTRIC POWER (I&M)	83,153,793	57,957,996	45,314,338	1,481,807	187,907,934	41,043,611	228,951,545
NORTHERN STATES POWER d/b/a XCEL ENERGY	5,323,304	4,048,661	1,944,861	267,467	11,584,293	720,316	12,304,609
UPPER PEN. PWR	43,046,429	32,081,032	18,433,728	1,251,329	94,812,518	20,122,838	114,935,356
WISC ELEC POWER CO	20,159,878	15,308,325	91,302,631	450,372	127,221,206	40,558,044	167,779,250
WISC PUB SERV CO	6,577,209	2,555,956	9,948,798	104,613	19,186,576	43,289,737	62,476,313
TOTAL IOU	3,388,609,691	2,855,692,828	1,581,656,319	97,094,865	7,923,053,703	580,968,661	8,504,022,364
Cooperatives							
ALGER DELTA	8,439,371	1,820,846	0	54,251	10,314,468	0	10,314,468
CHERRYLAND	27,604,144	7,767,793	1,798,021	566,198	37,736,156	0	37,736,156
CLOVERLAND	14,277,891	3,764,859	1,916,134	765,832	20,724,716	1,211,603	21,936,319
GREAT LAKES	99,651,398	19,934,595	28,614,068	0	148,200,061	0	148,200,061
MIDWEST	38,103,236	14,719,395	8,286,826	0	61,109,457	0	61,109,457
ONTONAGON	4,131,101	775,442	0	32,750	4,939,293	0	4,939,293
PRESQUE ISLE	20,861,656	4,991,266	1,323,328	1,461,743	28,637,993	0	28,637,993
THUMB	13,946,955	2,368,878	0	0	16,315,833	0	16,315,833
TRI-COUNTY	25,475,450	6,877,209	2,483,881	578,988	35,415,528	0	35,415,528
TOTAL COOP	252,491,202	63,020,283	44,422,258	3,459,762	363,393,505	1,211,603	364,605,108
TOTAL MICHIGAN	3,641,100,893	2,918,713,111	1,626,078,577	100,554,627	8,286,447,208	582,180,264	8,868,627,472



2009 MICHIGAN ELECTRIC SALES DATA
ULTIMATE CUSTOMER

UTILITY	SALES MWH				TOTAL ULTIMATE	RESALE	TOTAL SALES
	RESIDENTIAL	COMMERCIAL	INDUSTRIAL	OTHER			
Investor Owned							
ALPENA POWER	86,526	102,062	125,877	98	314,563	0	314,563
CONSUMERS ENERGY	12,385,603	11,211,404	9,290,367	227,559	33,114,933	1,604,319	34,719,252
DETROIT EDISON	14,625,206	18,190,402	9,932,275	378,819	43,126,702	8,005,797	51,132,499
EDISON SAULT	173,613	228,419	208,005	52,846	662,883	185,896	848,779
AMERICAN ELECTRIC POWER (I&M)	1,218,335	804,207	784,523	11,753	2,818,818	564,337	3,383,155
NORTHERN STATES POWER d/b/a XCEL ENERGY	55,423	48,017	28,915	2,561	134,916	13,759	148,675
UPPER PEN. PWR	271,520	239,917	319,061	5,653	836,151	354,054	1,190,205
WISC ELEC POWER CO	167,887	147,811	1,925,711	2,468	2,243,877	684,752	2,928,629
WISC PUB SERV CO	64,839	25,206	164,886	769	255,700	859,468	1,115,168
TOTAL IOU	29,048,952	30,997,445	22,779,620	682,526	83,508,543	12,272,382	95,780,925
Cooperatives							
ALGER DELTA	46,070	12,100	0	282	58,452	0	58,452
CHERRYLAND	243,534	80,274	25,613	5,673	355,094	0	355,094
CLOVERLAND	122,814	36,594	25,128	10,037	194,573	19,530	214,103
GREAT LAKES	766,826	169,599	380,389	0	1,316,814	0	1,316,814
MIDWEST	339,153	141,728	111,316	0	592,196	0	592,196
ONTONAGON	19,919	4,564	0	188	24,671	0	24,671
PRESQUE ISLE	163,102	49,268	16,601	5,742	234,713	0	234,713
THUMB	124,337	22,984	0	0	147,321	0	147,321
TRI-COUNTY	208,802	56,507	31,124	5,034	301,466	0	301,466
TOTAL COOP	2,034,557	573,618	590,169	26,956	3,225,300	19,530	3,244,830
TOTAL MICHIGAN	31,083,509	31,571,063	23,369,789	709,482	86,733,843	12,291,912	99,025,755

**STATISTICAL DATA OF TOTAL SALES
ELECTRIC UTILITIES IN MICHIGAN**

YEAR ENDED DECEMBER 31, 2008

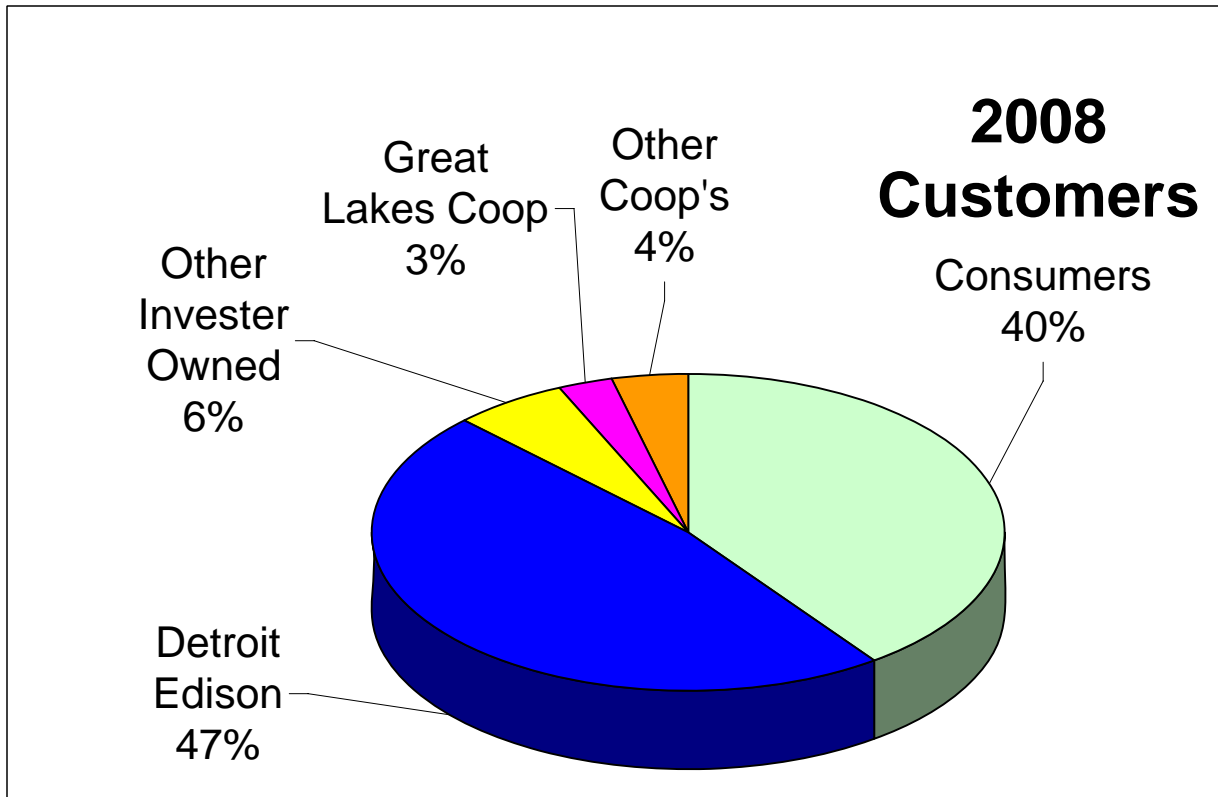
DATA FOR MICHIGAN BUSINESS ONLY

COMPANY	CUSTOMERS	REVENUE	MWH SALES
ALPENA POWER	17,736	29,509,169	329,888
CONSUMERS ENERGY	1,804,233	3,554,497,048	37,119,797
DETROIT EDISON	2,150,426	4,624,379,195	54,299,237
EDISON SAULT ELECTRIC	22,700	60,679,360	862,975
AMERICAN ELECTRIC POWER (I&M)	127,648	235,195,565	3,614,052
NO. STATES PWR dba XCEL ENERGY	9,513	12,341,654	151,739
UPPER PENINSULA POWER	51,891	117,755,234	1,151,075
WISCONSIN ELECTRIC	27,472	154,353,473	3,484,292
WISCONSIN PUBLIC SERVICE	9,001	66,386,852	1,197,412
TOTAL INVESTOR OWNED	4,220,620	8,855,097,550	102,210,467
ALGER DELTA	10,038	10,070,805	59,771
CHERRYLAND	33,419	36,576,110	356,217
CLOVERLAND	18,834	21,098,415	219,638
GREAT LAKES	122,108	142,791,351	1,315,696
MIDWEST ENERGY	34,903	57,358,865	585,901
ONTONAGON	4,813	4,952,799	24,779
PRESQUE ISLE	33,421	28,401,776	236,825
THUMB	12,244	16,532,683	151,801
TRI-COUNTY	25,430	34,254,099	314,168
TOTAL COOPERATIVES	295,210	352,036,903	3,264,795
TOTAL COOPs & IOUs	4,515,830	9,207,134,453	105,475,262

Source of Information

Investor Owned : FERC Form 1 , page 301 line 12

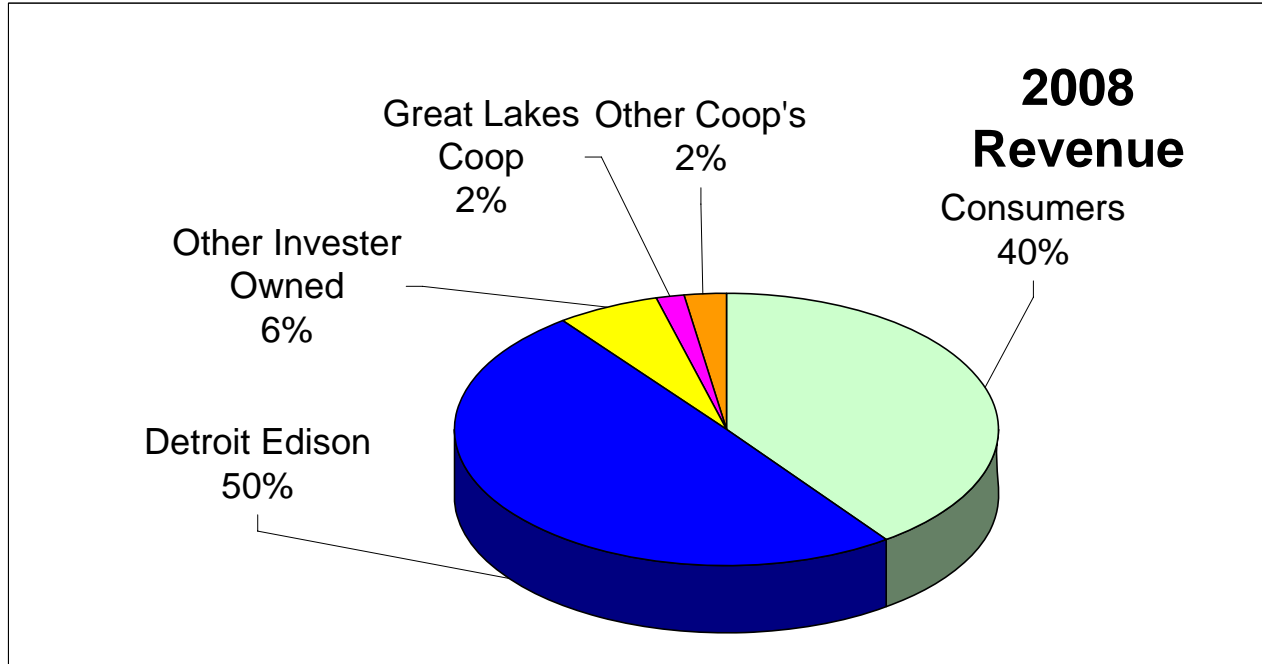
Cooperative : RUS Form 7 part R lines 10,11,12,19 & 9 or Part O



2008 MICHIGAN ELECTRIC SALES DATA
ULTIMATE CUSTOMER

CUSTOMERS

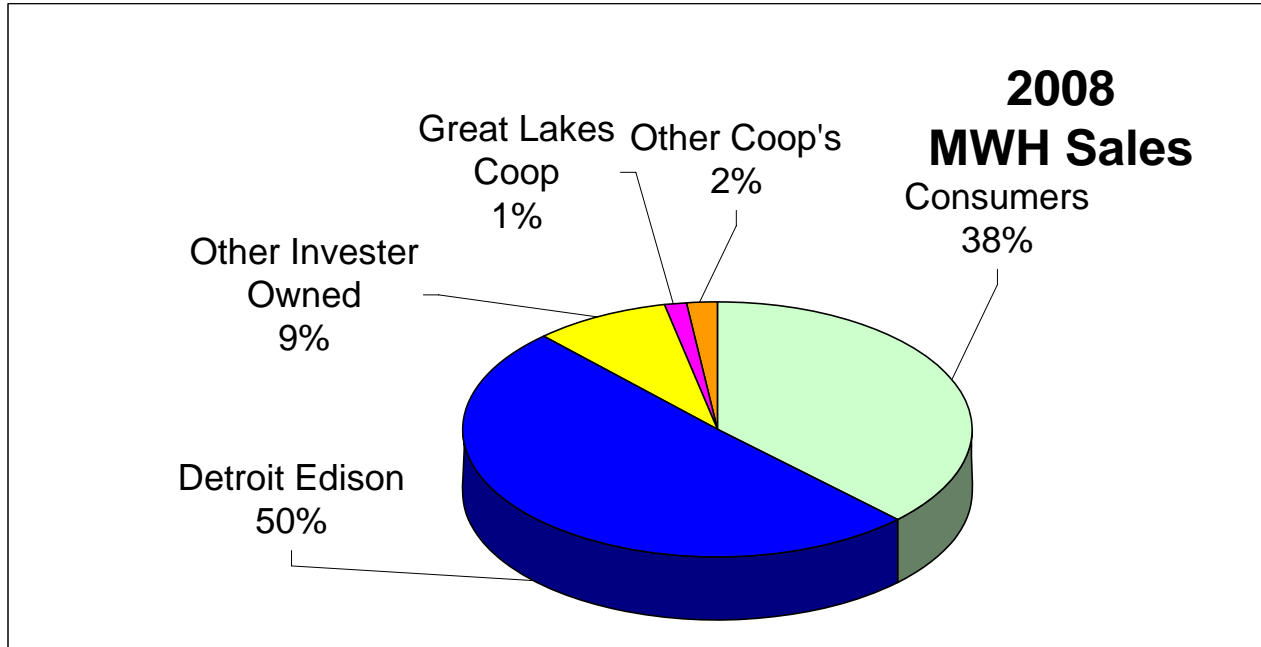
UTILITY	RESIDENTIAL	COMMERCIAL	INDUSTRIAL	OTHER	TOTAL ULTIMATE	RESALE	TOTAL CUSTOMERS
Investor Owned							
ALPENA POWER	13,720	3,812	4	200	17,736	0	17,736
CONSUMERS ENERGY	1,584,752	208,932	8,506	2,042	1,804,232	1	1,804,233
DETROIT EDISON	1,950,805	196,685	1,030	1,901	2,150,421	5	2,150,426
EDISON SAULT	18,972	3,681	5	41	22,699	1	22,700
AMERICAN ELECTRIC POWER (I&M)	109,225	17,059	1,016	348	127,648	0	127,648
NORTHERN STATES POWER d/b/a XCEL	8,063	1,387	2	60	9,512	1	9,513
UPPER PEN. PWR	46,066	5,570	17	173	51,826	65	51,891
WISC ELEC POWER CO	24,373	2,995	12	80	27,460	12	27,472
WISC PUB SERV CO	8,047	861	42	21	8,971	30	9,001
TOTAL IOU	3,764,023	440,982	10,634	4,866	4,220,505	115	4,220,620
Cooperatives							
ALGER DELTA	9,475	540	0	23	10,038	0	10,038
CHERRYLAND	30,810	2,455	3	151	33,419	0	33,419
CLOVERLAND	17,210	1,349	4	270	18,833	1	18,834
GREAT LAKES	111,452	10,380	276	0	122,108	0	122,108
MIDWEST	29,995	4,904	4	0	34,903	0	34,903
ONTONAGON	4,456	198	0	159	4,813	0	4,813
PRESQUE ISLE	31,189	1,852	5	375	33,421	0	33,421
THUMB	11,479	765	0	0	12,244	0	12,244
TRI-COUNTY	22,319	2,947	4	160	25,430	0	25,430
TOTAL COOP	268,385	25,390	296	1,138	295,209	1	295,210
TOTAL MICHIGAN	4,032,408	466,372	10,930	6,004	4,515,714	116	4,515,830



2008 MICHIGAN ELECTRIC SALES DATA
ULTIMATE CUSTOMER

REVENUES \$

UTILITY	RESIDENTIAL	COMMERCIAL	INDUSTRIAL	OTHER	TOTAL ULTIMATE	RESALE	TOTAL SALES
Investor Owned							
ALPENA POWER	10,161,853	10,938,544	8,383,003	25,769	29,509,169	0	29,509,169
CONSUMERS ENERGY	1,426,391,992	1,139,178,755	820,777,856	32,754,984	3,419,103,587	135,393,461	3,554,497,048
DETROIT EDISON	1,669,450,793	1,682,490,514	848,128,715	56,807,133	4,256,877,155	367,502,040	4,624,379,195
EDISON SAULT	14,614,400	20,859,430	13,329,320	860,669	49,663,819	11,015,541	60,679,360
AMERICAN ELECTRIC POWER (I&M)	81,187,453	57,391,282	50,425,333	1,475,357	190,479,425	44,716,140	235,195,565
NORTHERN STATES POWER d/b/a XCEL ENERGY	5,095,709	4,525,778	1,699,551	262,673	11,583,711	757,943	12,341,654
UPPER PEN. PWR	41,414,462	31,708,899	22,651,019	1,247,558	97,021,938	20,733,296	117,755,234
WISC ELEC POWER CO	17,115,138	13,365,475	87,828,552	406,616	118,715,781	35,637,692	154,353,473
WISC PUB SERV CO	6,908,628	2,831,064	11,806,413	114,959	21,661,064	44,725,788	66,386,852
TOTAL IOU	3,272,340,428	2,963,289,741	1,865,029,762	93,955,718	8,194,615,649	660,481,901	8,855,097,550
Cooperatives							
ALGER DELTA	8,373,051	1,643,352	0	54,402	10,070,805	0	10,070,805
CHERRYLAND	26,665,116	7,965,365	1,391,161	554,468	36,576,110	0	36,576,110
CLOVERLAND	13,350,304	3,675,485	2,039,783	930,505	19,996,077	1,102,338	21,098,415
GREAT LAKES	96,115,792	19,776,979	26,898,580	0	142,791,351	0	142,791,351
MIDWEST	37,076,118	14,399,984	5,882,763	0	57,358,865	0	57,358,865
ONTONAGON	4,053,991	865,633	0	33,175	4,952,799	0	4,952,799
PRESQUE ISLE	20,790,543	5,368,671	1,571,930	670,632	28,401,776	0	28,401,776
THUMB	13,932,822	2,599,861	0	0	16,532,683	0	16,532,683
TRI-COUNTY	23,955,415	6,752,044	2,982,952	563,688	34,254,099	0	34,254,099
TOTAL COOP	244,313,152	63,047,374	40,767,169	2,806,870	350,934,565	1,102,338	352,036,903
TOTAL MICHIGAN	3,516,653,580	3,026,337,115	1,905,796,931	96,762,588	8,545,550,214	661,584,239	9,207,134,453



2008 MICHIGAN ELECTRIC SALES DATA
ULTIMATE CUSTOMER

UTILITY	SALES MWH				TOTAL ULTIMATE	RESALE	TOTAL SALES
	RESIDENTIAL	COMMERCIAL	INDUSTRIAL	OTHER			
Investor Owned							
ALPENA POWER	88,964	109,784	131,042	98	329,888	0	329,888
CONSUMERS ENERGY	12,853,573	11,968,968	10,563,450	224,701	35,610,692	1,509,105	37,119,797
DETROIT EDISON	15,492,548	18,912,717	13,093,854	392,690	47,891,809	6,407,428	54,299,237
EDISON SAULT	171,067	236,540	211,280	54,058	672,945	190,030	862,975
AMERICAN ELECTRIC POWER (I&M)	1,262,366	838,723	922,898	12,070	3,036,057	577,995	3,614,052
NORTHERN STATES POWER d/b/a XCEL ENERGY	54,758	54,535	26,974	1,853	138,120	13,619	151,739
UPPER PEN. PWR	269,270	247,758	324,612	5,834	847,474	303,601	1,151,075
WISC ELEC POWER CO	169,892	157,150	2,500,728	2,506	2,830,276	654,016	3,484,292
WISC PUB SERV CO	65,914	27,401	194,082	789	288,186	909,226	1,197,412
TOTAL IOU	30,428,352	32,553,576	27,968,920	694,599	91,645,447	10,565,020	102,210,467
Cooperatives							
ALGER DELTA	47,042	12,433	0	297	59,771	0	59,771
CHERRYLAND	243,426	86,892	20,148	5,750	356,217	0	356,217
CLOVERLAND	121,014	39,264	28,156	10,968	199,402	20,236	219,638
GREAT LAKES	760,028	173,453	382,215	0	1,315,696	0	1,315,696
MIDWEST	349,723	149,229	86,949	0	585,901	0	585,901
ONTONAGON	19,774	4,818	0	187	24,779	0	24,779
PRESQUE ISLE	159,753	52,467	18,722	5,882	236,825	0	236,825
THUMB	126,425	25,375	0	0	151,801	0	151,801
TRI-COUNTY	210,265	58,026	41,047	4,830	314,168	0	314,168
TOTAL COOP	2,037,450	601,958	577,237	27,914	3,244,559	20,236	3,264,795
TOTAL MICHIGAN	32,465,802	33,155,534	28,546,157	722,513	94,890,006	10,585,256	105,475,262

**STATISTICAL DATA OF TOTAL SALES
ELECTRIC UTILITIES IN MICHIGAN**

YEAR ENDED DECEMBER 31, 2007

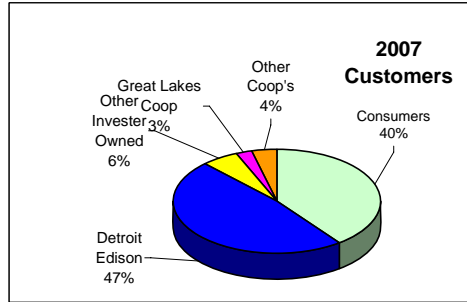
DATA FOR MICHIGAN BUSINESS ONLY

COMPANY	CUSTOMERS	REVENUE	MWH SALES
ALPENA POWER	17,697	26,745,996	204,574
CONSUMERS ENERGY	1,797,388	3,472,632,944	38,798,898
DETROIT EDISON	2,163,365	4,518,271,146	55,704,127
EDISON SAULT ELECTRIC	22,691	59,997,856	869,549
AMERICAN ELECTRIC POWER (I&M)	127,244	232,518,860	3,608,801
NO. STATES PWR dba XCEL ENERGY	9,481	12,603,079	153,160
UPPER PENINSULA POWER	51,857	120,961,874	1,261,220
WISCONSIN ELECTRIC	27,360	178,725,125	3,420,774
WISCONSIN PUBLIC SERVICE	8,981	61,919,277	1,216,114
TOTAL INVESTOR OWNED	4,226,064	8,684,376,157	105,237,217
ALGER DELTA	9,753	9,767,446	60,832
CHERRYLAND	33,115	36,278,891	350,494
CLOVERLAND	18,738	20,664,391	222,569
GREAT LAKES	120,525	138,603,613	1,322,405
MIDWEST ENERGY	34,704	52,521,951	572,548
ONTONAGON	4,786	4,702,031	26,142
PRESQUE ISLE	33,256	28,117,928	242,580
THUMB	12,309	15,109,930	149,126
TRI-COUNTY	25,369	34,671,827	319,189
TOTAL COOPERATIVES	292,555	340,438,008	3,265,885
TOTAL COOPs & IOUs	4,518,619	9,024,814,165	108,503,102

Source of Information

Investor Owned : FERC Form 1 , page 301 line 12

Cooperative : RUS Form 7 part R lines 10,11,12,19 & 9 or Part O



2007 MICHIGAN ELECTRIC SALES DATA
ULTIMATE CUSTOMER

CUSTOMERS

UTILITY RESIDENTIAL COMMERCIAL INDUSTRIAL OTHER TOTAL ULTIMATE RESALE TOTAL CUSTOMERS

Investor Owned

ALPENA POWER	13,685	3,808	5	199	17,697	0	17,697
CONSUMERS ENERC	1,575,386	211,365	8,621	2,015	1,797,387	1	1,797,388
DETROIT EDISON	1,967,223	193,114	1,051	1,972	2,163,360	5	2,163,365
EDISON SAULT	18,968	3,676	5	41	22,690	1	22,691
AMERICAN ELECTRIC	108,926	16,927	1,045	346	127,244	0	127,244
NORTHERN STATES	8,040	1,377	3	60	9,480	1	9,481
UPPER PEN. PWR	46,030	5,549	14	214	51,807	50	51,857
WISC ELEC POWER (24,290	2,969	12	77	27,348	12	27,360
WISC PUB SERV CO	8,043	851	36	21	8,951	30	8,981

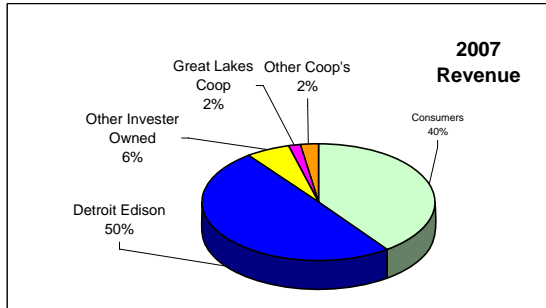
TOTAL IOU 3,770,591 439,636 10,792 4,945 4,225,964 100 4,226,064

Cooperatives

ALGER DELTA	9,428	302	0	23	9,753	0	9,753
CHERRYLAND	30,545	2,419	2	149	33,115	0	33,115
CLOVERLAND	17,292	1,172	4	269	18,737	1	18,738
GREAT LAKES	110,323	9,937	265	0	120,525	0	120,525
MIDWEST	30,140	4,560	4	0	34,704	0	34,704
ONTONAGON	4,437	191	0	158	4,786	0	4,786
PRESQUE ISLE	31,052	1,824	5	375	33,256	0	33,256
THUMB	11,556	753	0	0	12,309	0	12,309
TRI-COUNTY	22,311	2,894	4	160	25,369	0	25,369

TOTAL COOP 267,084 24,052 284 1,134 292,554 1 292,555

TOTAL MICHIGAN 4,037,675 463,688 11,076 6,079 4,518,518 101 4,518,619

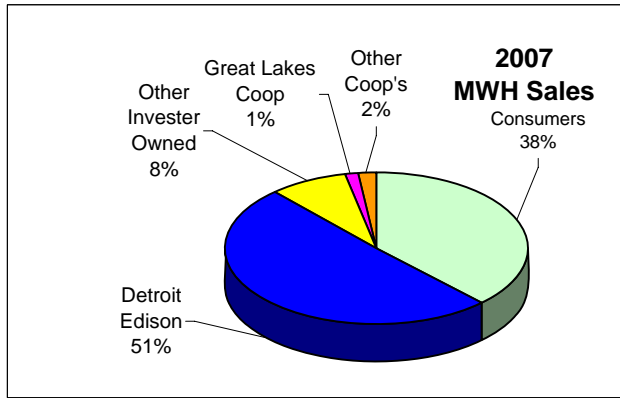


2007 MICHIGAN ELECTRIC SALES DATA

ULTIMATE CUSTOMER

REVENUES \$

<u>UTILITY</u>	<u>RESIDENTIAL</u>	<u>COMMERCIAL</u>	<u>INDUSTRIAL</u>	<u>OTHER</u>	<u>TOTAL ULTIMATE</u>	<u>RESALE</u>	<u>TOTAL SALES</u>
Investor Owned							
ALPENA POWER	9,472,756	10,257,687	6,990,353	25,200	26,745,996	0	26,745,996
CONSUMERS ENERC	1,358,900,257	1,144,188,120	824,077,312	30,503,209	3,357,668,898	114,964,046	3,472,632,944
DETROIT EDISON	1,680,344,385	1,650,755,560	806,520,336	54,990,837	4,192,611,118	325,660,028	4,518,271,146
EDISON SAULT	14,107,743	21,068,210	12,708,081	825,395	48,709,429	11,288,427	59,997,856
AMERICAN ELECTRII	78,285,779	55,607,301	51,110,586	1,420,183	186,423,849	46,095,011	232,518,860
NORTHERN STATES	5,188,954	4,562,313	1,852,421	263,206	11,866,894	736,185	12,603,079
UPPER PEN. PWR	41,009,587	30,343,813	22,390,138	1,234,799	94,978,337	25,983,537	120,961,874
WISC ELEC POWER	18,505,039	14,874,499	109,613,470	434,725	143,427,733	35,297,392	178,725,125
WISC PUB SERV CO	5,736,809	2,476,305	9,835,514	103,674	18,152,302	43,766,975	61,919,277
TOTAL IOU	3,211,551,309	2,934,133,808	1,845,098,211	89,801,228	8,080,584,556	603,791,601	8,684,376,157
Cooperatives							
ALGER DELTA	8,072,058	1,644,406	0	50,982	9,767,446	0	9,767,446
CHERRYLAND	26,697,853	8,021,181	1,049,475	510,382	36,278,891	0	36,278,891
CLOVERLAND	13,103,749	3,484,219	1,993,868	907,427	19,489,263	1,175,128	20,664,391
GREAT LAKES	92,571,733	19,529,658	26,502,222	0	138,603,613	0	138,603,613
MIDWEST	34,981,271	12,886,521	4,654,159	0	52,521,951	0	52,521,951
ONTONAGON	3,755,579	917,064	0	29,388	4,702,031	0	4,702,031
PRESQUE ISLE	20,391,419	5,375,494	1,685,920	665,095	28,117,928	0	28,117,928
THUMB	12,907,215	2,202,715	0	0	15,109,930	0	15,109,930
TRI-COUNTY	24,146,924	6,694,489	3,250,642	579,772	34,671,827	0	34,671,827
TOTAL COOP	236,627,801	60,755,747	39,136,286	2,743,046	339,262,880	1,175,128	340,438,008
TOTAL MICHIGAN	3,448,179,110	2,994,889,555	1,884,234,497	92,544,274	8,419,847,436	604,966,729	9,024,814,165



2007 MICHIGAN ELECTRIC SALES DATA
ULTIMATE CUSTOMER

SALES MWH

<u>UTILITY</u>	<u>RESIDENTIAL</u>	<u>COMMERCIAL</u>	<u>INDUSTRIAL</u>	<u>OTHER</u>	<u>TOTAL ULTIMATE</u>	<u>RESALE</u>	<u>TOTAL SALES</u>
<u>Investor Owned</u>							
ALPENA POWER	89,611	0	114,866	97	204,574	0	204,574
CONSUMERS ENERC	13,205,447	12,384,049	11,153,047	231,173	36,973,716	1,825,182	38,798,898
DETROIT EDISON	16,146,745	19,331,833	13,337,832	398,096	49,214,506	6,489,621	55,704,127
EDISON SAULT	170,569	244,873	208,824	50,165	674,431	195,118	869,549
AMERICAN ELECTRIK	1,260,537	834,860	1,008,558	12,114	3,116,069	492,732	3,608,801
NORTHERN STATES	54,702	54,519	28,365	1,832	139,418	13,742	153,160
UPPER PEN. PWR	277,968	247,987	329,523	5,927	861,405	399,815	1,261,220
WISC ELEC POWER (169,766	159,861	2,513,802	2,492	2,845,921	574,853	3,420,774
WISC PUB SERV CO	68,860	29,227	194,412	799	293,298	922,816	1,216,114
<u>TOTAL IOU</u>	31,444,205	33,287,209	28,889,229	702,695	94,323,338	10,913,879	105,237,217
<u>Cooperatives</u>							
ALGER DELTA	48,343	12,194	0	294	60,832	0	60,832
CHERRYLAND	242,737	87,873	14,530	5,355	350,494	0	350,494
CLOVERLAND	123,847	38,654	28,258	10,998	201,757	20,812	222,569
GREAT LAKES	762,353	175,014	385,038	0	1,322,405	0	1,322,405
MIDWEST	358,402	150,627	63,519	0	572,548	0	572,548
ONTONAGON	20,550	5,466	0	126	26,142	0	26,142
PRESQUE ISLE	162,194	54,411	20,021	5,954	242,580	0	242,580
THUMB	126,337	22,788	0	0	149,126	0	149,126
TRI-COUNTY	212,084	57,411	44,744	4,951	319,189	0	319,189
<u>TOTAL COOP</u>	2,056,847	604,439	556,110	27,677	3,245,074	20,812	3,265,885
<u>TOTAL MICHIGAN</u>	33,501,052	33,891,648	29,445,339	730,372	97,568,412	10,934,691	108,503,102

STATISTICAL DATA OF RETAIL SALES
ELECTRIC UTILITIES IN MICHIGAN

YEAR ENDED DECEMBER 31, 2006

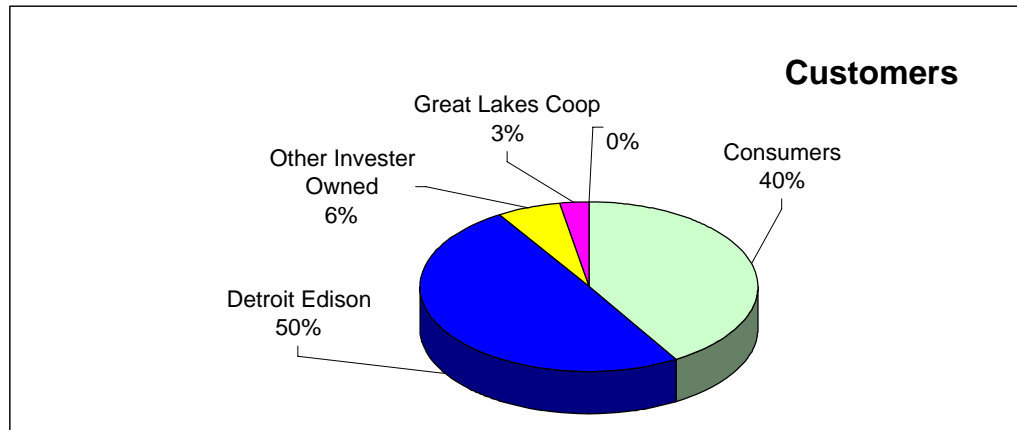
DATA FOR MICHIGAN BUSINESS ONLY

<u>Utility</u>	<u>Customers</u>	<u>Revenues</u>	<u>Sales in MWh</u>
Alpena Power Company	17,600	\$ 24,541,000	320,336
Consumers Energy Company	1,792,470	\$ 3,020,247,116	36,543,835
Detroit Edison Company	2,168,454	\$ 3,981,668,680	47,353,823
Edison Sault Electric Company	22,694	\$ 42,567,360	666,256
Indiana Michiagn Power (AEP)	126,547	\$ 176,738,021	3,006,729
Northern States Power (Excel Energy)	9,517	\$ 11,495,533	135,075
Upper Peninsula Power Company	51,861	\$ 86,986,517	799,650
Wisconsin Electric Power Company	27,263	\$ 132,920,038	2,737,312
Wisconsin Public Service Corp	8,919	\$ 17,570,327	294,688
TOTAL INVESTOR OWNED	4,225,325	\$ 7,494,734,592	91,857,704
Alger Delta Cooperative Electric Assn.	9,935	\$ 8,901,514	61,202
Cherryland Electric Cooperative	32,511	\$ 33,552,171	340,077
Cloverland Electric Cooperative	18,611	\$ 17,877,089	201,488
Great Lakes Energy Cooperative	119,414	\$ 123,980,528	1,257,311
Midwest Energy Cooperative	34,482	\$ 47,461,249	511,432
Ontonagon Cty Rural Electrification Assn.	4,750	\$ 4,296,645	26,675
Presque Isle Electric & Gas Cooperative	33,488	\$ 26,515,337	238,753
Thumb Electric Cooperative	12,299	\$ 13,512,592	141,999
Tri-County Electric Cooperative	25,217	\$ 30,362,095	287,522
TOTAL COOPERATIVES	290,707	\$ 306,459,220	3,066,459
TOTAL COOPs & IOUs	4,516,032	\$ 7,801,193,812	94,924,163

Source of Information

Investor Owned : FERC Form 1 , page 301 line 10

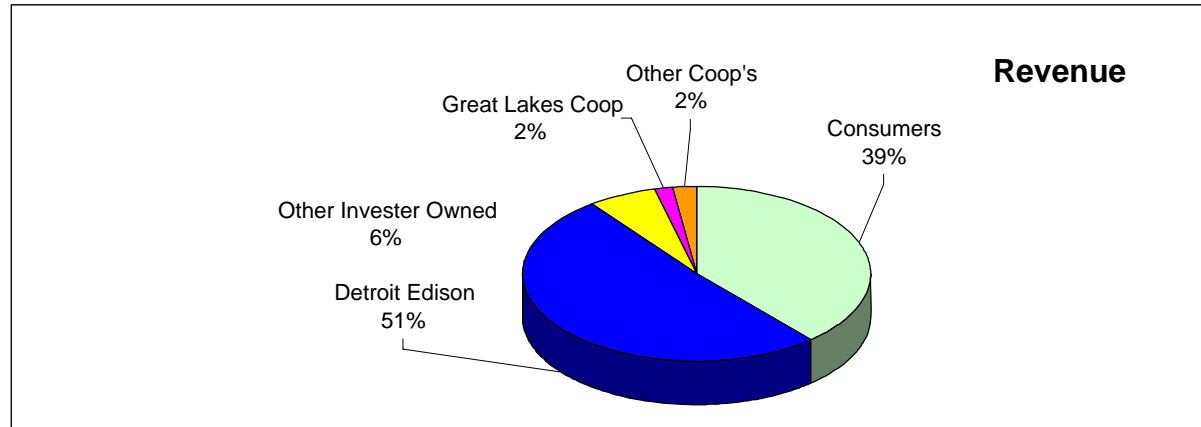
Cooperative : REA Form 7 part R lines 10,11,12,19 & 9 or Part O



2006 MICHIGAN ELECTRIC SALES DATA
ULTIMATE CUSTOMER

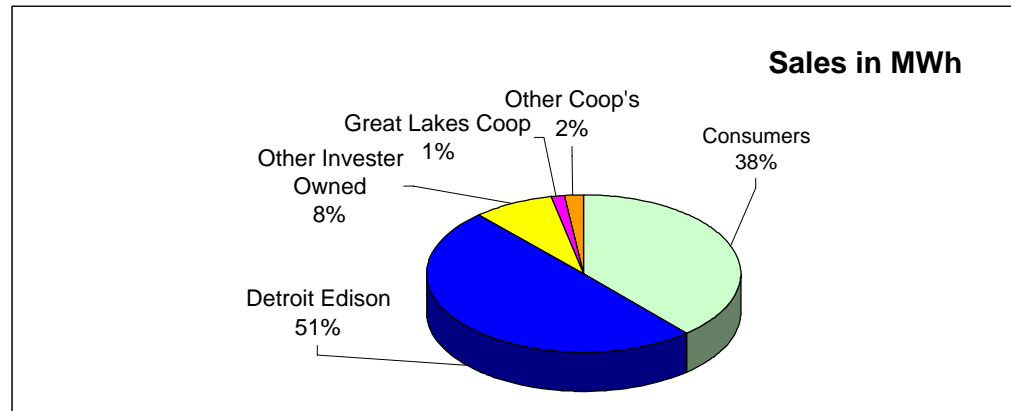
CUSTOMERS

UTILITY	RESIDENTIAL	COMMERCIAL	INDUSTRIAL	OTHER	TOTAL ULTIMATE	RESALE	TOTAL CUSTOMERS
Investor Owned							
Alpena Power Company	13,658	3,738	5	199	17,600	0	17,600
Consumers Energy Company	1,570,113	211,718	8,642	1,997	1,792,470	1	1,792,471
Detroit Edison Company	1,976,982	188,408	1,088	1,976	2,168,454	5	2,168,459
Edison Sault Electric Company	18,987	3,662	4	41	22,694	2	22,696
Indiana Michigan Power (AEP)	108,382	16,756	1,067	342	126,547	2	126,549
Northern States Power (Excel Energy)	8,098	1,361	5	53	9,517	1	9,518
Upper Peninsula Power Company	46,074	5,559	14	214	51,861	55	51,916
Wisconsin Electric Power Company	24,236	2,941	12	74	27,263	14	27,277
Wisconsin Public Service Corp	8,023	841	35	20	8,919	30	8,949
TOTAL IOU	3,774,553	434,984	10,872	4,916	4,225,325	110	4,225,435
Cooperatives							
Alger Delta Cooperative Electric Assn	9,605	307	0	23	9,935	0	9,935
Cherryland Electric Cooperative	29,990	2,369	2	150	32,511	0	32,511
Cloverland Electric Cooperative	17,250	1,094	3	264	18,611	1	18,612
Great Lakes Energy Cooperative	109,969	9,190	255	0	119,414	0	119,414
Midwest Energy Cooperative	30,143	4,337	2	0	34,482	0	34,482
Ontonagon Cty Rural Electrification Assn	4,400	191	0	159	4,750	0	4,750
Presque Isle Electric & Gas Cooperative	31,331	1,779	5	373	33,488	0	33,488
Thumb Electric Cooperative	11,568	731	0	0	12,299	0	12,299
Tri-County Electric Cooperative	22,238	2,816	4	159	25,217	0	25,217
TOTAL COOP	266,494	22,814	271	1,128	290,707	1	290,708
TOTAL MICHIGAN	4,041,047	457,798	11,143	6,044	4,516,032	111	4,516,143



2006 MICHIGAN ELECTRIC SALES DATA
ULTIMATE CUSTOMER

UTILITY	REVENUES \$				TOTAL ULTIMATE	RESALE	TOTAL SALES
	RESIDENTIAL	COMMERCIAL	INDUSTRIAL	OTHER			
Investor Owned							
Alpena Power Company	8,503,309	9,452,856	6,560,138	24,697	24,541,000	0	24,541,000
Consumers Energy Company	1,237,118,365	1,025,758,519	728,925,394	28,444,838	3,020,247,116	66,604,140	3,086,851,256
Detroit Edison Company	1,609,457,988	1,531,240,983	786,112,384	54,857,325	3,981,668,680	278,303,250	4,259,971,930
Edison Sault Electric Company	12,410,406	18,795,931	10,516,054	844,969	42,567,360	9,505,063	52,072,423
Indiana Michigan Power (AEP)	73,405,514	51,014,326	50,914,160	1,404,021	176,738,021	19,146,139	195,884,160
Northern States Power (Excel Energy)	5,032,635	4,558,683	1,647,659	256,556	11,495,533	622,052	12,117,585
Upper Peninsula Power Company	37,739,411	28,348,401	19,766,905	1,131,800	86,986,517	27,194,668	114,181,185
Wisconsin Electric Power Company	17,756,933	14,219,513	100,518,183	425,409	132,920,038	26,532,944	159,452,982
Wisconsin Public Service Corp	5,496,394	2,401,253	9,569,143	103,537	17,570,327	41,344,693	58,915,020
TOTAL IOU	3,006,920,955	2,685,790,465	1,714,530,020	87,493,152	7,494,734,592	469,252,949	7,963,987,541
Cooperatives							
Alger Delta Cooperative Electric Assn	7,363,879	1,490,556	0	47,079	8,901,514	0	8,901,514
Cherryland Electric Cooperative	24,952,375	7,255,487	901,632	442,677	33,552,171	0	33,552,171
Cloverland Electric Cooperative	11,892,718	3,145,263	2,011,003	828,105	17,877,089	929,463	18,806,552
Great Lakes Energy Cooperative	83,680,465	18,091,763	22,208,300	0	123,980,528	0	123,980,528
Midwest Energy Cooperative	33,783,747	12,166,051	1,511,451	0	47,461,249	0	47,461,249
Ontonagon City Rural Electrification Assn	3,387,012	881,818	0	27,815	4,296,645	0	4,296,645
Presque Isle Electric & Gas Cooperative	19,290,204	5,247,255	1,321,781	656,097	26,515,337	0	26,515,337
Thumb Electric Cooperative	11,686,922	1,825,670	0	0	13,512,592	0	13,512,592
Tri-County Electric Cooperative	22,305,127	5,644,331	1,880,198	532,439	30,362,095	0	30,362,095
TOTAL COOP	218,342,449	55,748,194	29,834,365	2,534,212	306,459,220	929,463	307,388,683
TOTAL MICHIGAN	3,225,263,404	2,741,538,659	1,744,364,385	90,027,364	7,801,193,812	470,182,412	8,271,376,224



2006 MICHIGAN ELECTRIC SALES DATA
ULTIMATE CUSTOMER

UTILITY	SALES in MWh				TOTAL ULTIMATE	RESALE	TOTAL SALES
	RESIDENTIAL	COMMERCIAL	INDUSTRIAL	OTHER			
Investor Owned							
Alpena Power Company	88,815	113,260	118,163	98	320,336	0	320,336
Consumers Energy Company	12,975,048	12,198,305	11,143,199	227,283	36,543,835	1,311,515	37,855,350
Detroit Edison Company	15,768,800	17,947,608	13,234,903	402,512	47,353,823	6,067,602	53,421,425
Edison Sault Electric Company	168,700	243,217	200,931	53,408	666,256	192,049	858,305
Indiana Michigan Power (AEP)	1,203,561	765,698	1,025,363	12,107	3,006,729	438,035	3,444,764
Northern States Power (Excel Energy)	53,376	54,275	25,588	1,836	135,075	13,324	148,399
Upper Peninsula Power Company	273,729	249,561	270,536	5,824	799,650	674,878	1,474,528
Wisconsin Electric Power Company	163,644	155,585	2,415,710	2,373	2,737,312	487,508	3,224,820
Wisconsin Public Service Corp	67,651	29,107	197,133	797	294,688	962,235	1,256,923
TOTAL IOU	30,763,324	31,756,616	28,631,526	706,238	91,857,704	10,147,146	102,004,850
Cooperatives							
Alger Delta Cooperative Electric Assn	48,424	12,488	0	290	61,202	0	61,202
Cherryland Electric Cooperative	236,674	84,055	14,618	4,730	340,077	0	340,077
Cloverland Electric Cooperative	120,014	37,901	32,922	10,651	201,488	20,633	222,120
Great Lakes Energy Cooperative	737,798	167,705	351,808	0	1,257,311	0	1,257,311
Midwest Energy Cooperative	350,879	142,589	17,963	0	511,432	0	511,432
Ontonagon Cty Rural Electrification Assn	20,651	5,927	0	97	26,675	0	26,675
Presque Isle Electric & Gas Cooperative	162,198	51,826	18,698	6,031	238,753	0	238,753
Thumb Electric Cooperative	122,046	19,953	0	0	141,999	0	141,999
Tri-County Electric Cooperative	206,531	49,423	26,463	5,106	287,522	0	287,522
TOTAL COOP	2,005,214	571,868	462,472	26,905	3,066,459	20,633	3,087,092
TOTAL MICHIGAN	32,768,538	32,328,484	29,093,998	733,143	94,924,163	10,167,779	105,091,942

**STATISTICAL DATA OF RETAIL SALES
ELECTRIC UTILITIES IN MICHIGAN**

YEAR ENDED DECEMBER 31, 2005

DATA FOR MICHIGAN BUSINESS ONLY

COMPANY	CUSTOMERS	REVENUE	MWH SALES
ALPENA POWER	17,486	22,477,143	314,046
CONSUMERS ENERGY	1,779,184	2,473,680,587	34,421,732
DETROIT EDISON	2,158,201	3,425,584,980	45,137,017
EDISON SAULT ELECTRIC	22,621	41,129,901	672,500
AMERICAN ELECTRIC POWER (I&M)	125,588	176,407,944	3,114,415
NO. STATES PWR dba XCEL ENERGY	9,531	9,048,339	135,441
UPPER PENINSULA POWER	52,111	79,880,930	740,817
WISCONSIN ELECTRIC POWER	27,168	139,333,203	3,037,536
WISCONSIN PUBLIC SERVICE	8,939	17,093,473	320,262
TOTAL INVESTOR OWNED	4,200,829	6,384,636,500	87,893,766
ALGER DELTA	9,858	7,424,036	61,067
CHERRYLAND	32,036	29,863,564	334,618
CLOVERLAND	18,454	17,147,703	202,318
GREAT LAKES	117,818	114,456,180	1,255,011
MIDWEST ENERGY	33,775	43,438,699	522,300
ONTONAGON	4,710	3,973,123	27,531
PRESQUE ISLE	33,062	22,739,662	238,693
THUMB	12,211	12,830,016	144,989
TRI-COUNTY	25,003	29,688,316	283,662
TOTAL COOPERATIVES	286,927	281,561,299	3,070,188
TOTAL COOPs & IOUs	4,487,756	6,666,197,799	90,963,954

Source of Information

Investor Owned : FERC Form 1 , page 301 line 10

Cooperative : REA Form 7 part R lines 10,11,12,19 & 9 or Part O

2005 MICHIGAN ELECTRIC SALES DATA
 ULTIMATE CUSTOMER

CUSTOMERS

UTILITY	RESIDENTIAL	COMMERCIAL	INDUSTRIAL	OTHER	TOTAL ULTIMATE	RESALE	TOTAL CUSTOMERS
Investor Owned							
ALPENA POWER	13,606	3,676	5	199	17,486	0	17,486
CONSUMERS ENERGY	1,558,388	210,333	8,504	1,959	1,779,184	2	1,779,186
DETROIT EDISON	1,977,013	178,296	905	1,987	2,158,201	5	2,158,206
EDISON SAULT	18,933	3,643	4	41	22,621	2	22,623
AMERICAN ELECTRIC POWER (I&M)	107,723	16,437	1,084	344	125,588	4	125,592
NORTHERN STATES POWER d/b/a XCEL	8,107	1,368	3	53	9,531	1	9,532
UPPER PEN. PWR	46,219	5,636	15	241	52,111	34	52,145
WISC ELEC POWER CO	24,153	2,931	12	72	27,168	14	27,182
WISC PUB SERV CO	7,998	881	37	23	8,939	10	8,949
TOTAL IOU	3,762,140	423,201	10,569	4,919	4,200,829	72	4,200,901
Cooperatives							
ALGER DELTA	9,528	306	0	24	9,858	0	9,858
CHERRYLAND	29,585	2,314	2	135	32,036	0	32,036
CLOVERLAND	17,143	1,044	3	264	18,454	1	18,455
GREAT LAKES	108,521	9,048	249	0	117,818	0	117,818
MIDWEST	29,900	3,872	3	0	33,775	0	33,775
ONTONAGON	4,366	190	0	154	4,710	0	4,710
PRESQUE ISLE	30,948	1,742	4	368	33,062	0	33,062
THUMB	11,503	708	0	0	12,211	0	12,211
TRI-COUNTY	22,043	2,798	3	159	25,003	0	25,003
TOTAL COOP	263,537	22,022	264	1,104	286,927	1	286,928
TOTAL MICHIGAN	4,025,677	445,223	10,833	6,023	4,487,756	73	4,487,829

2005 MICHIGAN ELECTRIC SALES DATA
 ULTIMATE CUSTOMER

UTILITY	REVENUES \$					TOTAL ULTIMATE	RESALE	TOTAL SALES
	RESIDENTIAL	COMMERCIAL	INDUSTRIAL	OTHER				
Investor Owned								
ALPENA POWER	8,185,005	8,796,281	5,471,783	24,074		22,477,143	0	22,477,143
CONSUMERS ENERGY	1,069,385,896	844,878,127	532,989,619	26,426,945		2,473,680,587	64,205,542	2,537,886,129
DETROIT EDISON	1,452,113,022	1,265,007,229	655,671,402	52,793,327		3,425,584,980	453,200,686	3,878,785,666
EDISON SAULT	12,090,133	18,545,112	9,704,635	790,021		41,129,901	8,799,957	49,929,858
AMERICAN ELECTRIC POWER (I&M)	73,632,608	50,477,518	50,918,594	1,379,224		176,407,944	14,058,028	190,465,972
NORTHERN STATES POWER d/b/a XCEL ENERGY	4,222,130	3,620,362	990,461	215,386		9,048,339	625,961	9,674,300
UPPER PEN. PWR	35,658,593	27,154,467	15,977,099	1,090,771		79,880,930	23,764,110	103,645,040
WISC ELEC POWER CO	18,282,571	14,468,575	106,169,137	412,920		139,333,203	26,239,418	165,572,621
WISC PUB SERV CO	5,225,351	2,309,678	9,459,258	99,186		17,093,473	34,186,451	51,279,924
TOTAL IOU	2,678,795,309	2,235,257,349	1,387,351,988	83,231,854		6,384,636,500	625,080,153	7,009,716,653
Cooperatives								
ALGER DELTA	6,158,790	1,225,257	0	39,989		7,424,036	0	7,424,036
CHERRYLAND	22,219,874	6,322,763	941,375	379,552		29,863,564	0	29,863,564
CLOVERLAND	11,471,858	2,987,072	1,866,053	822,720		17,147,703	882,084	18,029,787
GREAT LAKES	79,232,063	16,247,041	18,977,076	0		114,456,180	0	114,456,180
MIDWEST	31,047,494	10,812,398	1,578,807	0		43,438,699	0	43,438,699
ONTONAGON	3,109,514	838,901	0	24,708		3,973,123	0	3,973,123
PRESQUE ISLE	16,620,828	4,412,018	1,141,409	565,407		22,739,662	1,602,931	24,342,593
THUMB	11,205,578	1,624,438	0	0		12,830,016	0	12,830,016
TRI-COUNTY	22,422,878	5,537,536	1,166,105	561,797		29,688,316	0	29,688,316
TOTAL COOP	203,488,877	50,007,424	25,670,825	2,394,173		281,561,299	2,485,015	284,046,314
TOTAL MICHIGAN	2,882,284,186	2,285,264,773	1,413,022,813	85,626,027		6,666,197,799	627,565,168	7,293,762,967

2005 MICHIGAN ELECTRIC SALES DATA
 ULTIMATE CUSTOMER

SALES MWH

UTILITY	RESIDENTIAL	COMMERCIAL	INDUSTRIAL	OTHER	TOTAL ULTIMATE	RESALE	TOTAL SALES
Investor Owned							
ALPENA POWER	91,362	113,031	109,555	98	314,046	0	314,046
CONSUMERS ENERGY	13,286,010	11,220,743	9,684,905	230,074	34,421,732	4,091,499	38,513,231
DETROIT EDISON	16,811,958	15,618,132	12,316,774	390,153	45,137,017	6,971,887	52,108,904
EDISON SAULT	173,052	248,739	197,770	52,939	672,500	197,887	870,387
AMERICAN ELECTRIC POWER (I&M)	1,247,360	783,841	1,071,063	12,151	3,114,415	358,103	3,472,518
NORTHERN STATES POWER d/b/a XCEL	55,562	56,740	21,460	1,679	135,441	13,437	148,878
UPPER PEN. PWR	277,183	250,114	207,593	5,927	740,817	381,427	1,122,244
WISC ELEC POWER CO	165,606	154,252	2,715,417	2,261	3,037,536	461,868	3,499,404
WISC PUB SERV CO	68,427	29,816	221,266	753	320,262	858,459	1,178,721
TOTAL IOU	32,176,520	28,475,408	26,545,803	696,035	87,893,766	13,334,567	101,228,333
Cooperatives							
ALGER DELTA	48,595	12,176	0	296	61,067	0	61,067
CHERRYLAND	233,791	81,270	15,116	4,440	334,618	0	334,618
CLOVERLAND	120,408	37,767	32,659	11,483	202,318	21,620	223,937
GREAT LAKES	765,690	159,197	330,123	0	1,255,011	0	1,255,011
MIDWEST	357,708	144,218	20,374	0	522,300	0	522,300
ONTONAGON	20,924	6,517	0	89	27,531	0	27,531
PRESQUE ISLE	163,084	51,908	17,662	6,039	238,693	0	238,693
THUMB	126,614	18,374	0	0	144,989	0	144,989
TRI-COUNTY	212,007	49,326	16,649	5,680	283,662	0	283,662
TOTAL COOP	2,048,822	560,754	432,584	28,028	3,070,188	21,620	3,091,807
TOTAL MICHIGAN	34,225,342	29,036,162	26,978,387	724,063	90,963,954	13,356,187	104,320,140

**STATISTICAL DATA OF RETAIL SALES
ELECTRIC UTILITIES IN MICHIGAN**

YEAR ENDED DECEMBER 31, 2004

DATA FOR MICHIGAN BUSINESS ONLY

COMPANY	CUSTOMERS	REVENUE	MWH SALES
ALPENA POWER	17,390	21,296,418	317,732
CONSUMERS ENERGY	1,760,880	2,367,896,393	33,039,318
DETROIT EDISON	2,146,636	2,916,686,847	40,378,836
EDISON SAULT ELECTRIC	22,305	35,949,794	673,049
AMERICAN ELECTRIC POWER (I&M)	124,582	167,800,073	2,973,958
NO. STATES PWR dba XCEL ENERGY	9,160	9,338,124	135,355
UPPER PENINSULA POWER	51,630	76,897,113	761,218
WISCONSIN ELECTRIC POWER	27,034	131,445,890	3,070,726
WISCONSIN PUBLIC SERVICE	8,948	15,412,418	304,133
TOTAL INVESTOR OWNED	4,168,565	5,742,723,070	81,654,325
ALGER DELTA	9,780	7,100,667	59,978
CHERRYLAND	31,254	28,341,468	312,993
CLOVERLAND	18,257	15,525,355	204,178
GREAT LAKES	115,661	108,162,010	1,185,365
MIDWEST ENERGY	33,244	37,874,263	484,145
ONTONAGON	4,643	3,717,726	27,436
PRESQUE ISLE	32,671	21,928,431	230,080
THUMB	12,102	11,828,672	137,061
TRI-COUNTY	24,717	25,781,513	269,065
TOTAL COOPERATIVES	282,329	260,260,105	2,910,303
TOTAL COOPs & IOUs	4,450,894	6,002,983,175	84,564,628

Source of Information

Investor Owned : FERC Form 1 , page 301 line 10

Cooperative : REA Form 7 part R lines 10,11,12,19 & 9 or Part O

2004 MICHIGAN ELECTRIC SALES DATA
 ULTIMATE CUSTOMER

UTILITY	CUSTOMERS				TOTAL ULTIMATE	RESALE	TOTAL CUSTOMERS
	RESIDENTIAL	COMMERCIAL	INDUSTRIAL	OTHER			
Investor Owned							
ALPENA POWER	13,578	3,610	5	197	17,390	0	17,390
CONSUMERS ENERGY	1,542,527	208,015	8,576	1,762	1,760,880	4	1,760,884
DETROIT EDISON	1,966,973	176,896	786	1,981	2,146,636	5	2,146,641
EDISON SAULT	18,676	3,583	5	41	22,305	2	22,307
AMERICAN ELECTRIC POWER (I&M)	107,081	16,057	1,105	339	124,582	5	124,587
NORTHERN STATES POWER d/b/a XCEL ENERGY	7,859	1,210	36	55	9,160	1	9,161
UPPER PEN. PWR	45,697	5,632	13	288	51,630	36	51,666
WISC ELEC POWER CO	24,042	2,911	13	68	27,034	14	27,048
WISC PUB SERV CO	7,988	898	33	29	8,948	10	8,958
TOTAL IOU	3,734,421	418,812	10,572	4,760	4,168,565	77	4,168,642
Cooperatives							
ALGER DELTA	9,450	306	0	24	9,780	0	9,780
CHERRYLAND	28,884	2,250	1	119	31,254	0	31,254
CLOVERLAND	17,024	963	3	267	18,257	1	18,258
GREAT LAKES	107,005	8,413	243	0	115,661	0	115,661
MIDWEST	29,536	3,706	2	0	33,244	0	33,244
ONTONAGON	4,308	189	0	146	4,643	0	4,643
PRESQUE ISLE	30,602	1,704	4	361	32,671	0	32,671
THUMB	11,420	682	0	0	12,102	0	12,102
TRI-COUNTY	21,879	2,677	3	158	24,717	0	24,717
TOTAL COOP	260,108	20,890	256	1,075	282,329	1	282,330
TOTAL MICHIGAN	3,994,529	439,702	10,828	5,835	4,450,894	78	4,450,972

2004 MICHIGAN ELECTRIC SALES DATA
 ULTIMATE CUSTOMER

UTILITY	REVENUES \$				TOTAL ULTIMATE	RESALE	TOTAL SALES
	RESIDENTIAL	COMMERCIAL	INDUSTRIAL	OTHER			
Investor Owned							
ALPENA POWER	7,670,645	8,374,842	5,227,197	23,734	21,296,418	0	21,296,418
CONSUMERS ENERGY	996,750,374	817,839,440	527,064,400	26,242,179	2,367,896,393	115,757,563	2,483,653,956
DETROIT EDISON	1,289,797,257	1,062,119,864	514,370,475	50,399,251	2,916,686,847	308,987,099	3,225,673,946
EDISON SAULT	10,587,499	16,129,282	8,476,802	756,211	35,949,794	7,417,589	43,367,383
AMERICAN ELECTRIC POWER (I&M)	67,696,615	47,950,346	50,777,931	1,375,181	167,800,073	13,572,359	181,372,432
NORTHERN STATES POWER d/b/a XCEL ENERGY	4,265,622	2,210,774	2,630,985	230,743	9,338,124	523,848	9,861,972
UPPER PEN. PWR	34,459,221	26,398,851	14,980,494	1,058,547	76,897,113	16,423,114	93,320,227
WISC ELEC POWER CO	16,828,157	12,721,842	101,486,215	409,676	131,445,890	21,062,659	152,508,549
WISC PUB SERV CO	4,810,171	2,309,221	8,190,793	102,233	15,412,418	16,474,622	31,887,040
TOTAL IOU	2,432,865,561	1,996,054,462	1,233,205,292	80,597,755	5,742,723,070	500,218,853	6,242,941,923
Cooperatives							
ALGER DELTA	5,890,650	1,170,489	0	39,528	7,100,667	0	7,100,667
CHERRYLAND	21,249,233	6,522,537	232,450	337,248	28,341,468	0	28,341,468
CLOVERLAND	10,421,098	2,732,507	1,648,698	723,052	15,525,355	700,143	16,225,498
GREAT LAKES	75,290,988	14,777,607	18,093,415	0	108,162,010	0	108,162,010
MIDWEST	27,396,603	9,475,912	1,001,748	0	37,874,263	0	37,874,263
ONTONAGON	2,937,660	755,844	0	24,222	3,717,726	0	3,717,726
PRESQUE ISLE	16,163,766	4,077,062	1,162,618	524,985	21,928,431	56,111	21,984,542
THUMB	10,331,204	1,497,468	0	0	11,828,672	0	11,828,672
TRI-COUNTY	19,530,895	4,600,291	1,141,088	509,239	25,781,513	0	25,781,513
TOTAL COOP	189,212,097	45,609,717	23,280,017	2,158,274	260,260,105	756,254	261,016,359
TOTAL MICHIGAN	2,622,077,658	2,041,664,179	1,256,485,309	82,756,029	6,002,983,175	500,975,107	6,503,958,282

2004 MICHIGAN ELECTRIC SALES DATA
 ULTIMATE CUSTOMER

UTILITY	SALES MWH				TOTAL ULTIMATE	RESALE	TOTAL SALES
	RESIDENTIAL	COMMERCIAL	INDUSTRIAL	OTHER			
Investor Owned							
ALPENA POWER	87,004	110,395	120,236	97	317,732	0	317,732
CONSUMERS ENERGY	12,346,200	10,785,207	9,677,929	229,982	33,039,318	2,941,428	35,980,746
DETROIT EDISON	15,081,590	13,424,847	11,471,597	400,802	40,378,836	8,569,145	48,947,981
EDISON SAULT	168,632	243,378	208,895	52,144	673,049	200,265	873,314
AMERICAN ELECTRIC POWER (I&M)	1,145,732	742,625	1,073,558	12,043	2,973,958	342,268	3,316,226
NORTHERN STATES POWER d/b/a XCEL ENERGY	54,397	30,190	48,976	1,792	135,355	13,902	149,257
UPPER PEN. PWR	273,812	250,344	231,224	5,838	761,218	224,872	986,090
WISC ELEC POWER CO	166,584	150,517	2,751,338	2,287	3,070,726	543,964	3,614,690
WISC PUB SERV CO	65,470	31,157	206,730	776	304,133	341,172	645,305
TOTAL IOU	29,389,421	25,768,660	25,790,483	705,761	81,654,325	13,177,016	94,831,341
Cooperatives							
ALGER DELTA	47,844	11,841	0	293	59,978	0	59,978
CHERRYLAND	219,056	85,829	4,312	3,796	312,993	0	312,993
CLOVERLAND	119,015	39,199	34,550	11,413	204,178	21,459	225,637
GREAT LAKES	727,323	143,813	314,229	0	1,185,365	0	1,185,365
MIDWEST	338,367	130,838	14,940	0	484,145	0	484,145
ONTONAGON	21,184	6,154	0	99	27,436	0	27,436
PRESQUE ISLE	157,677	46,447	20,333	5,623	230,080	0	230,080
THUMB	119,387	17,674	0	0	137,061	0	137,061
TRI-COUNTY	200,600	45,016	17,860	5,589	269,065	0	269,065
TOTAL COOP	1,950,453	526,812	406,225	26,814	2,910,303	21,459	2,931,761
TOTAL MICHIGAN	31,339,874	26,295,472	26,196,708	732,575	84,564,628	13,198,475	97,763,102

**STATISTICAL DATA OF RETAIL SALES
ELECTRIC UTILITIES IN MICHIGAN**

YEAR ENDED DECEMBER 31, 2003

DATA FOR MICHIGAN BUSINESS ONLY

COMPANY	CUSTOMERS	REVENUE	MWH SALES
ALPENA POWER	17,311	20,849,660	309,163
CONSUMERS ENERGY	1,741,397	2,420,001,038	34,238,970
DETROIT EDISON	2,136,357	3,192,922,144	43,671,787
EDISON SAULT ELECTRIC	22,102	35,072,567	665,643
AMERICAN ELECTRIC POWER (I&M)	123,715	161,415,130	2,946,225
NO. STATES PWR dba XCEL ENERGY	9,154	8,692,757	134,358
UPPER PENINSULA POWER	51,285	68,059,161	746,410
WISCONSIN ELECTRIC POWER	26,861	121,017,238	2,935,934
WISCONSIN PUBLIC SERVICE	8,928	13,847,175	312,830
TOTAL INVESTOR OWNED	4,137,110	6,041,876,870	85,961,320
ALGER DELTA	9,560	6,522,010	62,012
CHERRYLAND	30,430	27,805,786	304,994
CLOVERLAND	18,069	15,671,338	201,092
GREAT LAKES	116,030	107,631,627	1,147,686
MIDWEST ENERGY	32,809	35,055,150	468,272
ONTONAGON	4,558	3,432,190	27,298
PRESQUE ISLE	32,230	22,654,160	234,606
THUMB	11,977	11,598,596	135,943
TRI-COUNTY	24,345	25,991,625	265,513
TOTAL COOPERATIVES	280,008	256,362,482	2,847,416
TOTAL COOPs & IOUs	4,417,118	6,298,239,352	88,808,736

Source of Information

Investor Owned : FERC Form 1 , page 301 line 10

Cooperative : REA Form 7 part R lines 10,11,12,19 & 9 or Part O

2003 MICHIGAN ELECTRIC SALES DATA
 ULTIMATE CUSTOMER

UTILITY	CUSTOMERS				TOTAL ULTIMATE	RESALE	TOTAL SALES
	RESIDENTIAL	COMMERCIAL	INDUSTRIAL	OTHER			
Investor Owned							
ALPENA POWER	13,592	3,518	5	196	17,311	0	17,311
CONSUMERS ENERGY	1,530,540	200,148	8,795	1,914	1,741,397	10	1,741,407
DETROIT EDISON	1,952,000	181,462	909	1,986	2,136,357	5	2,136,362
EDISON SAULT	18,536	3,521	4	41	22,102	2	22,104
AMERICAN ELECTRIC POWER (I&M)	106,581	15,681	1,117	336	123,715	5	123,720
NORTHERN STATES POWER d/b/a XCEL ENERGY	7,862	1,202	35	55	9,154	1	9,155
UPPER PEN. PWR	45,401	5,591	12	281	51,285	35	51,320
WISC ELEC POWER CO	23,884	2,899	13	65	26,861	15	26,876
WISC PUB SERV CO	7,967	921	13	27	8,928	6	8,934
TOTAL IOU	3,706,363	414,943	10,903	4,901	4,137,110	79	4,137,189
Cooperatives							
ALGER DELTA	9,235	302	0	23	9,560	0	9,560
CHERRYLAND	28,107	2,209	0	114	30,430	0	30,430
CLOVERLAND	16,930	871	3	265	18,069	1	18,070
GREAT LAKES	107,642	8,154	234	0	116,030	0	116,030
MIDWEST	30,332	2,475	2	0	32,809	0	32,809
ONTONAGON	4,232	185	0	141	4,558	0	4,558
PRESQUE ISLE	30,193	1,668	4	365	32,230	0	32,230
THUMB	11,324	653	0	0	11,977	0	11,977
TRI-COUNTY	21,544	2,641	3	157	24,345	0	24,345
TOTAL COOP	259,539	19,158	246	1,065	280,008	1	280,009
TOTAL MICHIGAN	3,965,902	434,101	11,149	5,966	4,417,118	80	4,417,198

2003 MICHIGAN ELECTRIC SALES DATA
 ULTIMATE CUSTOMER

UTILITY	REVENUES \$				TOTAL ULTIMATE	RESALE	TOTAL SALES
	RESIDENTIAL	COMMERCIAL	INDUSTRIAL	OTHER			
Investor Owned							
ALPENA POWER	7,779,729	8,277,372	4,768,990	23,569	20,849,660	0	20,849,660
CONSUMERS ENERGY	1,005,246,998	826,733,863	562,252,314	25,767,863	2,420,001,038	75,698,488	2,495,699,526
DETROIT EDISON	1,299,535,120	1,243,977,306	602,122,622	47,287,096	3,192,922,144	201,608,294	3,394,530,438
EDISON SAULT	10,456,103	15,979,090	7,899,054	738,320	35,072,567	7,079,624	42,152,191
AMERICAN ELECTRIC POWER (I&M)	65,838,265	46,273,424	47,993,575	1,309,866	161,415,130	13,216,716	174,631,846
NORTHERN STATES POWER d/b/a XCEL ENERGY	4,085,565	2,108,855	2,270,519	227,818	8,692,757	508,404	9,201,161
UPPER PEN. PWR	31,525,622	23,977,486	11,576,462	979,591	68,059,161	10,932,249	78,991,410
WISC ELEC POWER CO	17,386,939	12,854,142	90,365,005	411,152	121,017,238	19,485,389	140,502,627
WISC PUB SERV CO	4,414,006	3,321,022	6,014,429	97,718	13,847,175	27,604,629	41,451,804
TOTAL IOU	2,446,268,347	2,183,502,560	1,335,262,970	76,842,993	6,041,876,870	356,133,793	6,398,010,663
Cooperatives							
ALGER DELTA	5,383,011	1,104,722	0	34,277	6,522,010	0	6,522,010
CHERRYLAND	20,863,439	6,644,976	0	297,371	27,805,786	0	27,805,786
CLOVERLAND	10,373,941	3,069,485	1,530,263	697,649	15,671,338	574,931	16,246,269
GREAT LAKES	75,374,126	11,632,225	20,625,276	0	107,631,627	0	107,631,627
MIDWEST	26,364,184	8,036,675	654,291	0	35,055,150	0	35,055,150
ONTONAGON	2,683,310	725,123	0	23,757	3,432,190	0	3,432,190
PRESQUE ISLE	16,835,733	4,068,246	1,166,598	583,583	22,654,160	0	22,654,160
THUMB	10,203,727	1,394,869	0	0	11,598,596	0	11,598,596
TRI-COUNTY	19,599,919	4,874,754	1,033,580	483,372	25,991,625	0	25,991,625
TOTAL COOP	187,681,390	41,551,075	25,010,008	2,120,009	256,362,482	574,931	256,937,413
TOTAL MICHIGAN	2,633,949,737	2,225,053,635	1,360,272,978	78,963,002	6,298,239,352	356,708,724	6,654,948,076

2003 MICHIGAN ELECTRIC SALES DATA
 ULTIMATE CUSTOMER

UTILITY	SALES MWH				TOTAL ULTIMATE	RESALE	TOTAL SALES
	RESIDENTIAL	COMMERCIAL	INDUSTRIAL	OTHER			
Investor Owned							
ALPENA POWER	88,432	108,364	112,271	96	309,163	0	309,163
CONSUMERS ENERGY	12,462,333	11,161,411	10,382,772	232,454	34,238,970	1,771,417	36,010,387
DETROIT EDISON	15,074,412	15,941,985	12,253,706	401,684	43,671,787	5,599,657	49,271,444
EDISON SAULT	170,484	247,462	199,981	47,716	665,643	199,934	865,577
AMERICAN ELECTRIC POWER (I&M)	1,147,469	733,478	1,053,582	11,696	2,946,225	337,054	3,283,279
NORTHERN STATES POWER d/b/a XCEL ENERGY	55,506	30,950	46,039	1,863	134,358	13,706	148,064
UPPER PEN. PWR	276,976	252,543	211,101	5,790	746,410	188,904	935,314
WISC ELEC POWER CO	167,357	146,210	2,620,094	2,273	2,935,934	506,484	3,442,418
WISC PUB SERV CO	67,680	55,830	188,547	773	312,830	312,830	625,660
TOTAL IOU	29,510,649	28,678,233	27,068,093	704,345	85,961,320	8,929,986	94,891,306
Cooperatives							
ALGER DELTA	48,518	13,196	0	298	62,012	0	62,012
CHERRYLAND	215,456	86,162	0	3,376	304,994	0	304,994
CLOVERLAND	119,635	38,255	32,773	10,429	201,092	21,421	222,513
GREAT LAKES	714,455	108,917	324,314	0	1,147,686	0	1,147,686
MIDWEST	340,456	118,192	9,624	0	468,272	0	468,272
ONTONAGON	21,007	6,193	0	98	27,298	0	27,298
PRESQUE ISLE	162,789	47,459	18,163	6,195	234,606	0	234,606
THUMB	119,596	16,347	0	0	135,943	0	135,943
TRI-COUNTY	197,666	46,717	15,897	5,233	265,513	0	265,513
TOTAL COOP	1,939,578	481,438	400,771	25,629	2,847,416	21,421	2,868,837
TOTAL MICHIGAN	31,450,227	29,159,671	27,468,864	729,974	88,808,736	8,951,407	97,760,143

**STATISTICAL DATA OF RETAIL SALES
ELECTRIC UTILITIES IN MICHIGAN**

YEAR ENDED DECEMBER 31, 2002

DATA FOR MICHIGAN BUSINESS ONLY

COMPANY	CUSTOMERS	REVENUE	MWH SALES
ALPENA POWER	17,292	20,356,318	299,048
CONSUMERS ENERGY	1,721,532	2,511,026,795	35,746,492
DETROIT EDISON	2,132,404	3,493,499,539	48,345,861
EDISON SAULT ELECTRIC	21,941	33,107,985	650,895
AMERICAN ELECTRIC POWER (I&M)	122,385	167,209,928	3,039,930
NO. STATES PWR dba XCEL ENERGY	9,161	10,199,766	136,753
UPPER PENINSULA POWER	50,922	55,120,268	772,201
WISCONSIN ELECTRIC POWER	26,627	108,358,959	2,711,308
WISCONSIN PUBLIC SERVICE	8,871	13,046,362	310,500
TOTAL INVESTOR OWNED	4,111,135	6,411,925,920	92,012,988
ALGER DELTA	9,469	5,883,487	59,037
CHERRYLAND	29,664	27,795,432	290,980
CLOVERLAND	17,814	14,566,508	197,895
GREAT LAKES	111,567	101,562,576	1,107,029
MIDWEST ENERGY	29,691	35,586,871	470,853
ONTONAGON	4,488	2,850,760	26,425
PRESQUE ISLE	31,428	22,368,599	223,765
THUMB	11,861	11,426,440	134,843
TRI-COUNTY	23,864	25,434,727	258,762
TOTAL COOPERATIVES	269,846	247,475,400	2,769,589
TOTAL COOPs & IOUs	4,380,981	6,659,401,320	94,782,577

Source of Information

Investor Owned : FERC Form 1 , page 301 line 10

Cooperative : REA Form 7 part R lines 10,11,12,19 & 9 or Part O

2002 MICHIGAN ELECTRIC SALES DATA
 ULTIMATE CUSTOMER

UTILITY	CUSTOMERS				TOTAL ULTIMATE	RESALE	TOTAL SALES
	RESIDENTIAL	COMMERCIAL	INDUSTRIAL	OTHER			
Investor Owned							
ALPENA POWER	13,724	3,371	5	192	17,292	0	17,292
CONSUMERS ENERGY	1,516,169	194,491	8,987	1,885	1,721,532	9	1,721,541
DETROIT EDISON	1,945,275	184,149	1,015	1,965	2,132,404	5	2,132,409
EDISON SAULT	18,430	3,466	4	41	21,941	2	21,943
AMERICAN ELECTRIC POWER (I&M)	105,594	15,330	1,127	334	122,385	6	122,391
NORTHERN STATES POWER d/b/a XCEL ENERGY	7,861	1,213	31	56	9,161	1	9,162
UPPER PEN. PWR	45,048	5,473	12	389	50,922	33	50,955
WISC ELEC POWER CO	23,665	2,888	13	61	26,627	17	26,644
WISC PUB SERV CO	7,921	915	8	27	8,871	5	8,876
TOTAL IOU	3,683,687	411,296	11,202	4,950	4,111,135	78	4,111,213
Cooperatives							
ALGER DELTA	9,141	302	0	26	9,469	0	9,469
CHERRYLAND	27,340	2,212	0	112	29,664	0	29,664
CLOVERLAND	16,784	792	3	235	17,814	1	17,815
GREAT LAKES	102,905	7,621	1,041	0	111,567	0	111,567
MIDWEST	28,259	1,237	47	148	29,691	0	29,691
ONTONAGON	4,179	181	0	128	4,488	0	4,488
PRESQUE ISLE	29,420	1,570	47	391	31,428	0	31,428
THUMB	11,236	596	0	29	11,861	0	11,861
TRI-COUNTY	22,129	1,377	3	355	23,864	0	23,864
TOTAL COOP	251,393	15,888	1,141	1,424	269,846	1	269,847
TOTAL MICHIGAN	3,935,080	427,184	12,343	6,374	4,380,981	79	4,381,060

2002 MICHIGAN ELECTRIC SALES DATA
ULTIMATE CUSTOMER

UTILITY	REVENUES \$				TOTAL ULTIMATE	RESALE	TOTAL SALES
	RESIDENTIAL	COMMERCIAL	INDUSTRIAL	OTHER			
Investor Owned							
ALPENA POWER	7,717,803	8,276,130	4,339,373	23,012	20,356,318	0	20,356,318
CONSUMERS ENERGY	1,028,901,366	836,912,324	619,587,199	25,625,906	2,511,026,795	59,011,287	2,570,038,082
DETROIT EDISON	1,370,535,807	1,423,683,787	651,804,369	47,475,576	3,493,499,539	227,661,909	3,721,161,448
EDISON SAULT	9,612,051	15,271,630	7,538,906	685,398	33,107,985	6,057,466	39,165,451
AMERICAN ELECTRIC POWER (I&M)	69,262,335	47,386,271	49,189,435	1,371,887	167,209,928	13,536,698	180,746,626
NORTHERN STATES POWER d/b/a XCEL ENERGY	4,651,382	2,508,880	2,783,643	255,861	10,199,766	500,265	10,700,031
UPPER PEN. PWR	25,302,630	18,908,807	9,801,391	1,107,440	55,120,268	7,765,467	62,885,735
WISC ELEC POWER CO	14,244,691	10,827,816	82,894,160	392,292	108,358,959	15,846,668	124,205,627
WISC PUB SERV CO	4,097,973	3,536,547	5,318,388	93,454	13,046,362	21,950,879	34,997,241
TOTAL IOU	2,534,326,038	2,367,312,192	1,433,256,864	77,030,826	6,411,925,920	352,330,639	6,764,256,559
Cooperatives							
ALGER DELTA	4,857,907	993,017	0	32,563	5,883,487	0	5,883,487
CHERRYLAND	20,769,437	6,709,026	0	316,969	27,795,432	0	27,795,432
CLOVERLAND	9,458,847	2,809,008	1,582,978	715,675	14,566,508	574,931	15,141,439
GREAT LAKES	72,007,959	11,503,846	18,050,771	0	101,562,576	0	101,562,576
MIDWEST	27,623,902	6,576,615	746,673	639,681	35,586,871	0	35,586,871
ONTONAGON	2,293,656	538,029	0	19,075	2,850,760	0	2,850,760
PRESQUE ISLE	16,447,898	3,342,511	1,967,445	610,745	22,368,599	0	22,368,599
THUMB	10,039,974	1,360,525	0	25,941	11,426,440	0	11,426,440
TRI-COUNTY	19,900,465	3,331,080	1,041,668	1,161,514	25,434,727	0	25,434,727
TOTAL COOP	183,400,045	37,163,657	23,389,535	3,522,163	247,475,400	574,931	248,050,331
TOTAL MICHIGAN	2,717,726,083	2,404,475,849	1,456,646,399	80,552,989	6,659,401,320	352,905,570	7,012,306,890

2002 MICHIGAN ELECTRIC SALES DATA
 ULTIMATE CUSTOMER

UTILITY	SALES MWH				TOTAL ULTIMATE	RESALE	TOTAL SALES
	RESIDENTIAL	COMMERCIAL	INDUSTRIAL	OTHER			
Investor Owned							
ALPENA POWER	88,584	110,753	99,617	94	299,048	0	299,048
CONSUMERS ENERGY	12,698,034	11,379,985	11,435,050	233,423	35,746,492	1,625,253	37,371,745
DETROIT EDISON	15,957,874	18,395,314	13,589,485	403,188	48,345,861	6,128,452	54,474,313
EDISON SAULT	163,152	246,249	196,668	44,826	650,895	198,570	849,465
AMERICAN ELECTRIC POWER (I&M)	1,196,875	751,230	1,079,556	12,269	3,039,930	343,517	3,383,447
NORTHERN STATES POWER d/b/a XCEL ENERGY	55,456	31,900	47,384	2,013	136,753	13,433	150,186
UPPER PEN. PWR	277,921	257,662	227,371	9,247	772,201	195,736	967,937
WISC ELEC POWER CO	164,576	146,120	2,398,275	2,337	2,711,308	433,211	3,144,519
WISC PUB SERV CO	66,693	63,379	179,661	767	310,500	842,344	1,152,844
TOTAL IOU	30,669,165	31,382,592	29,253,067	708,164	92,012,988	9,780,516	101,793,504
Cooperatives							
ALGER DELTA	45,836	12,909	0	292	59,037	0	59,037
CHERRYLAND	209,036	78,372	0	3,572	290,980	0	290,980
CLOVERLAND	116,015	37,742	33,265	10,873	197,895	21,397	219,292
GREAT LAKES	704,980	117,328	284,721	0	1,107,029	0	1,107,029
MIDWEST	351,043	100,864	9,061	9,885	470,853	0	470,853
ONTONAGON	20,595	5,734	0	96	26,425	0	26,425
PRESQUE ISLE	153,368	35,239	28,971	6,187	223,765	0	223,765
THUMB	117,954	16,603	0	286	134,843	0	134,843
TRI-COUNTY	197,899	34,320	16,064	10,479	258,762	0	258,762
TOTAL COOP	1,916,726	439,111	372,082	41,670	2,769,589	21,397	2,790,986
TOTAL MICHIGAN	32,585,891	31,821,703	29,625,149	749,834	94,782,577	9,801,913	104,584,490

**STATISTICAL DATA OF RETAIL SALES
ELECTRIC UTILITIES IN MICHIGAN**

YEAR ENDED DECEMBER 31, 2001

DATA FOR MICHIGAN BUSINESS ONLY

COMPANY	CUSTOMERS	REVENUE	MWH SALES
ALPENA POWER	17,116	19,737,311	288,370
CONSUMERS ENERGY	1,700,014	2,457,181,481	35,504,051
DETROIT EDISON	2,117,948	3,510,985,299	48,089,315
EDISON SAULT ELECTRIC	21,783	33,766,628	645,293
AMERICAN ELECTRIC POWER (I&M)	121,435	160,412,471	2,907,942
NO. STATES PWR dba XCEL ENERGY	9,540	8,951,807	132,725
UPPER PENINSULA POWER	50,419	59,128,567	743,515
WISCONSIN ELECTRIC POWER	26,307	107,260,846	2,744,061
WISCONSIN PUBLIC SERVICE	8,829	13,298,633	297,663
TOTAL INVESTOR OWNED	4,073,391	6,370,723,043	91,352,935
ALGER DELTA	9,387	5,562,432	55,713
CHERRYLAND	27,147	25,786,363	277,199
CLOVERLAND	17,514	13,189,247	185,969
GREAT LAKES	109,383	93,415,850	1,028,713
MIDWEST ENERGY	32,103	32,473,715	449,370
ONTONAGON	4,422	2,739,451	25,041
PRESQUE ISLE	31,009	21,625,952	213,017
THUMB	11,732	11,082,240	129,261
TRI-COUNTY	23,378	23,677,499	249,722
TOTAL COOPERATIVES	266,075	229,552,749	2,614,005
TOTAL COOPs & IOUs	4,339,466	6,600,275,792	93,966,940

Source of Information

Investor Owned : FERC Form 1 , page 301 line 10

Cooperative : REA Form 7 part R lines 10,11,12,19 & 9 or Part O

2001 MICHIGAN ELECTRIC SALES DATA
 ULTIMATE CUSTOMER

UTILITY	CUSTOMERS				TOTAL ULTIMATE	RESALE	TOTAL SALES
	RESIDENTIAL	COMMERCIAL	INDUSTRIAL	OTHER			
Investor Owned							
ALPENA POWER	13,676	3,243	5	192	17,116	0	17,116
CONSUMERS ENERGY	1,497,558	191,440	9,156	1,860	1,700,014	10	1,700,024
DETROIT EDISON	1,930,478	184,471	1,057	1,942	2,117,948	5	2,117,953
EDISON SAULT	18,338	3,400	4	41	21,783	2	21,785
AMERICAN ELECTRIC POWER (I&M)	104,906	15,068	1,133	328	121,435	5	121,440
NORTHERN STATES POWER d/b/a XCEL ENERGY	8,103	1,351	30	56	9,540	1	9,541
UPPER PEN. PWR	44,582	5,462	12	363	50,419	0	50,419
WISC ELEC POWER CO	23,381	2,854	13	59	26,307	17	26,324
WISC PUB SERV CO	7,884	910	8	27	8,829	5	8,834
TOTAL IOU	3,648,906	408,199	11,418	4,868	4,073,391	45	4,073,436
Cooperatives							
ALGER DELTA	9,057	304	0	26	9,387	0	9,387
CHERRYLAND	24,867	2,176	0	104	27,147	0	27,147
CLOVERLAND	16,469	778	3	264	17,514	1	17,515
GREAT LAKES	100,593	8,763	27	0	109,383	0	109,383
MIDWEST	30,576	1,525	2	0	32,103	0	32,103
ONTONAGON	4,136	176	0	110	4,422	0	4,422
PRESQUE ISLE	29,045	1,561	35	368	31,009	0	31,009
THUMB	11,134	598	0	0	11,732	0	11,732
TRI-COUNTY	22,157	1,062	3	156	23,378	0	23,378
TOTAL COOP	248,034	16,943	70	1,028	266,075	1	266,076
TOTAL MICHIGAN	3,896,940	425,142	11,488	5,896	4,339,466	46	4,339,512

2001 MICHIGAN ELECTRIC SALES DATA
ULTIMATE CUSTOMER

UTILITY	REVENUES \$				TOTAL ULTIMATE	RESALE	TOTAL SALES
	RESIDENTIAL	COMMERCIAL	INDUSTRIAL	OTHER			
Investor Owned							
ALPENA POWER	7,176,310	8,121,046	4,416,123	23,832	19,737,311	0	19,737,311
CONSUMERS ENERGY	947,656,905	822,596,877	661,734,699	25,193,000	2,457,181,481	149,702,794	2,606,884,275
DETROIT EDISON	1,256,621,686	1,475,671,241	732,194,034	46,498,338	3,510,985,299	254,211,221	3,765,196,520
EDISON SAULT	9,669,817	15,561,797	7,675,926	859,088	33,766,628	6,606,847	40,373,475
AMERICAN ELECTRIC POWER (I&M)	65,458,544	45,000,059	48,601,086	1,352,782	160,412,471	12,966,904	173,379,375
NORTHERN STATES POWER d/b/a XCEL ENERGY	4,052,529	2,198,096	2,467,475	233,707	8,951,807	511,153	9,462,960
UPPER PEN. PWR	26,250,407	20,605,622	11,148,094	1,124,444	59,128,567	6,625,300	65,753,867
WISC ELEC POWER CO	13,683,715	10,527,413	82,695,706	354,012	107,260,846	18,361,180	125,622,026
WISC PUB SERV CO	4,026,769	3,643,485	5,535,478	92,901	13,298,633	21,792,156	35,090,789
TOTAL IOU	2,334,596,682	2,403,925,636	1,556,468,621	75,732,104	6,370,723,043	470,777,555	6,841,500,598
Cooperatives							
ALGER DELTA	4,618,893	911,823	0	31,716	5,562,432	0	5,562,432
CHERRYLAND	18,963,036	6,501,113	0	322,214	25,786,363	0	25,786,363
CLOVERLAND	8,659,671	2,473,111	1,407,447	649,018	13,189,247	646,020	13,835,267
GREAT LAKES	64,564,533	19,272,274	9,252,784	326,259	93,415,850	0	93,415,850
MIDWEST	25,518,400	6,239,590	715,725	0	32,473,715	0	32,473,715
ONTONAGON	2,232,919	488,962	0	17,570	2,739,451	0	2,739,451
PRESQUE ISLE	15,874,084	3,894,648	1,308,235	548,985	21,625,952	0	21,625,952
THUMB	9,764,527	1,317,713	0	0	11,082,240	0	11,082,240
TRI-COUNTY	18,634,964	3,544,661	1,030,412	467,462	23,677,499	0	23,677,499
TOTAL COOP	168,831,027	44,643,895	13,714,603	2,363,224	229,552,749	646,020	230,198,769
TOTAL MICHIGAN	2,503,427,709	2,448,569,531	1,570,183,224	78,095,328	6,600,275,792	471,423,575	7,071,699,367

2001 MICHIGAN ELECTRIC SALES DATA
 ULTIMATE CUSTOMER

UTILITY	SALES MWH				TOTAL ULTIMATE	RESALE	TOTAL SALES
	RESIDENTIAL	COMMERCIAL	INDUSTRIAL	OTHER			
Investor Owned							
ALPENA POWER	85,123	112,792	90,361	94	288,370	0	288,370
CONSUMERS ENERGY	11,813,350	11,225,901	12,232,585	232,215	35,504,051	3,430,139	38,934,190
DETROIT EDISON	14,503,497	18,776,739	14,429,558	379,521	48,089,315	3,965,075	52,054,390
EDISON SAULT	157,759	241,155	194,620	51,759	645,293	186,358	831,651
AMERICAN ELECTRIC POWER (I&M)	1,132,727	723,082	1,040,073	12,060	2,907,942	327,979	3,235,921
NORTHERN STATES POWER d/b/a XCEL ENERGY	52,818	30,405	47,594	1,908	132,725	12,727	145,452
UPPER PEN. PWR	265,398	215,501	253,968	8,648	743,515	170,402	913,917
WISC ELEC POWER CO	156,914	141,429	2,443,561	2,157	2,744,061	432,066	3,176,127
WISC PUB SERV CO	63,524	62,983	170,393	763	297,663	803,116	1,100,779
TOTAL IOU	28,231,110	31,529,987	30,902,713	689,125	91,352,935	9,327,862	100,680,797
Cooperatives							
ALGER DELTA	43,615	11,813	0	285	55,713	0	55,713
CHERRYLAND	197,844	75,622	0	3,733	277,199	0	277,199
CLOVERLAND	109,377	34,294	31,445	10,853	185,969	20,434	206,403
GREAT LAKES	638,674	212,335	174,717	2,987	1,028,713	0	1,028,713
MIDWEST	340,415	99,831	9,124	0	449,370	0	449,370
ONTONAGON	19,901	5,043	0	97	25,041	0	25,041
PRESQUE ISLE	143,717	44,946	18,613	5,741	213,017	0	213,017
THUMB	112,947	16,314	0	0	129,261	0	129,261
TRI-COUNTY	189,253	38,863	16,460	5,146	249,722	0	249,722
TOTAL COOP	1,795,743	539,061	250,359	28,842	2,614,005	20,434	2,634,439
TOTAL MICHIGAN	30,026,853	32,069,048	31,153,072	717,967	93,966,940	9,348,296	103,315,236

**STATISTICAL DATA OF RETAIL SALES
ELECTRIC UTILITIES IN MICHIGAN**

YEAR ENDED DECEMBER 31, 2000

DATA FOR MICHIGAN BUSINESS ONLY

COMPANY	CUSTOMERS	REVENUE	MWH SALES
ALPENA POWER	16,700	20,107,363	311,280
CONSUMERS ENERGY	1,677,235	2,480,511,423	35,860,022
DETROIT EDISON	2,101,124	3,833,662,601	50,131,010
EDISON SAULT ELECTRIC	21,618	33,524,664	643,630
AMERICAN ELECTRIC POWER (I&M)	120,876	159,821,669	2,891,532
NO. STATES PWR dba XCEL ENERG	9,519	8,710,859	135,316
UPPER PENINSULA POWER	49,928	59,260,519	741,085
WISCONSIN ELECTRIC POWER	25,904	114,448,685	3,173,317
WISCONSIN PUBLIC SERVICE	8,763	13,315,875	314,836
TOTAL INVESTOR OWNED	4,031,667	6,723,363,658	94,202,028
ALGER DELTA	9,211	5,221,301	54,437
CHERRYLAND	28,279	24,373,209	263,537
CLOVERLAND	17,164	13,333,444	187,850
GREAT LAKES	107,137	80,591,690	985,968
MIDWEST ENERGY	31,466	31,756,404	422,993
ONTONAGON	4,364	2,559,648	24,816
PRESQUE ISLE	30,442	20,716,253	212,347
THUMB	11,565	10,427,484	124,974
TRI-COUNTY	22,991	22,647,899	236,237
TOTAL COOPERATIVES	262,619	211,627,332	2,513,159
TOTAL COOPs & IOUs	4,294,286	6,934,990,990	96,715,187

Source of Information

Investor Owned : FERC Form 1 , page 301 line 10

Cooperative : REA Form 7 part R lines 10,11,12,19 & 9

2000 MICHIGAN ELECTRIC SALES DATA
 ULTIMATE CUSTOMER

UTILITY	CUSTOMERS				TOTAL ULTIMATE	RESALE	TOTAL SALES
	RESIDENTIAL	COMMERCIAL	INDUSTRIAL	OTHER			
Investor Owned							
ALPENA POWER	13,341	3,163	5	191	16,700	0	16,700
CONSUMERS ENERGY	1,478,731	187,464	9,204	1,836	1,677,235	15	1,677,250
DETROIT EDISON	1,913,436	184,729	1,052	1,907	2,101,124	5	2,101,129
EDISON SAULT	18,258	3,315	4	41	21,618	1	21,619
AMERICAN ELECTRIC POWER (I&M)	104,604	14,807	1,140	325	120,876	4	120,880
NORTHERN STATES POWER d/b/a XCEL ENERGY	8,129	1,308	24	58	9,519	1	9,520
UPPER PEN. PWR	44,143	5,424	9	352	49,928	30	49,958
WISC ELEC POWER CO	23,037	2,796	12	59	25,904	15	25,919
WISC PUB SERV CO	7,831	897	8	27	8,763	5	8,768
TOTAL IOU	3,611,510	403,903	11,458	4,796	4,031,667	76	4,031,743
Cooperatives							
ALGER DELTA	8,865	319	0	27	9,211	0	9,211
CHERRYLAND	26,170	2,009	0	100	28,279	0	28,279
CLOVERLAND	16,144	765	3	252	17,164	1	17,165
GREAT LAKES	98,839	8,277	21	0	107,137	0	107,137
MIDWEST	30,060	1,191	215	0	31,466	0	31,466
ONTONAGON	4,096	163	0	105	4,364	0	4,364
PRESQUE ISLE	28,520	1,523	39	360	30,442	0	30,442
THUMB	11,015	550	0	0	11,565	0	11,565
TRI-COUNTY	21,826	1,005	3	157	22,991	0	22,991
TOTAL COOP	245,535	15,802	281	1,001	262,619	1	262,620
TOTAL MICHIGAN	3,857,045	419,705	11,739	5,797	4,294,286	77	4,294,363

2000 MICHIGAN ELECTRIC SALES DATA
ULTIMATE CUSTOMER

UTILITY	REVENUES \$				TOTAL ULTIMATE	RESALE	TOTAL SALES
	RESIDENTIAL	COMMERCIAL	INDUSTRIAL	OTHER			
Investor Owned							
ALPENA POWER	6,785,202	7,831,910	5,465,071	25,180	20,107,363	0	20,107,363
CONSUMERS ENERGY	953,446,173	814,842,479	686,941,405	25,281,366	2,480,511,423	166,455,709	2,646,967,132
DETROIT EDISON	1,264,745,033	1,669,818,839	848,302,096	50,796,633	3,833,662,601	190,602,243	4,024,264,844
EDISON SAULT	9,541,214	15,305,718	7,793,036	884,696	33,524,664	5,530,521	39,055,185
AMERICAN ELECTRIC POWER (I&M)	62,767,700	45,077,196	50,626,768	1,350,005	159,821,669	12,749,451	172,571,120
NORTHERN STATES POWER d/b/a XCEL ENERGY	3,935,213	2,257,130	2,245,259	273,257	8,710,859	486,626	9,197,485
UPPER PEN. PWR	26,329,421	20,968,003	10,829,846	1,133,249	59,260,519	6,244,506	65,505,025
WISC ELEC POWER CO	13,558,660	10,304,730	90,230,731	354,564	114,448,685	11,903,533	126,352,218
WISC PUB SERV CO	3,870,598	3,605,790	5,746,613	92,874	13,315,875	21,063,725	34,379,600
TOTAL IOU	2,344,979,214	2,590,011,795	1,708,180,825	80,191,824	6,723,363,658	415,036,314	7,138,399,972
Cooperatives							
ALGER DELTA	4,327,953	863,245	0	30,103	5,221,301	0	5,221,301
CHERRYLAND	17,922,623	6,132,789	0	317,797	24,373,209	0	24,373,209
CLOVERLAND	8,791,694	2,484,211	1,427,856	629,683	13,333,444	678,000	14,011,444
GREAT LAKES	60,908,433	18,728,944	640,140	314,173	80,591,690	0	80,591,690
MIDWEST	25,033,867	1,908,920	4,813,617	0	31,756,404	0	31,756,404
ONTONAGON	2,111,672	432,000	0	15,976	2,559,648	0	2,559,648
PRESQUE ISLE	14,963,826	3,301,256	1,929,437	521,734	20,716,253	0	20,716,253
THUMB	9,254,167	1,173,317	0	0	10,427,484	0	10,427,484
TRI-COUNTY	17,902,481	3,270,886	1,032,711	441,821	22,647,899	0	22,647,899
TOTAL COOP	161,216,716	38,295,568	9,843,761	2,271,287	211,627,332	678,000	212,305,332
TOTAL MICHIGAN	2,506,195,930	2,628,307,363	1,718,024,586	82,463,111	6,934,990,990	415,714,314	7,350,705,304

2000 MICHIGAN ELECTRIC SALES DATA
 ULTIMATE CUSTOMER

UTILITY	SALES MWH				TOTAL ULTIMATE	RESALE	TOTAL SALES
	RESIDENTIAL	COMMERCIAL	INDUSTRIAL	OTHER			
Investor Owned							
ALPENA POWER	82,885	110,362	117,939	94	311,280	0	311,280
CONSUMERS ENERGY	11,539,312	11,110,675	12,977,830	232,205	35,860,022	4,447,393	40,307,415
DETROIT EDISON	13,903,046	19,761,634	16,089,548	376,782	50,131,010	4,868,855	54,999,865
EDISON SAULT	155,600	237,153	197,878	52,999	643,630	175,567	819,197
AMERICAN ELECTRIC POWER (I&M)	1,083,398	703,497	1,092,695	11,942	2,891,532	322,732	3,214,264
NORTHERN STATES POWER d/b/a XCEL ENERGY	53,153	32,350	47,180	2,633	135,316	12,906	148,222
UPPER PEN. PWR	269,314	203,522	259,445	8,804	741,085	169,487	910,572
WISC ELEC POWER CO	158,896	142,859	2,869,307	2,255	3,173,317	357,771	3,531,088
WISC PUB SERV CO	61,789	63,755	188,527	765	314,836	766,659	1,081,495
TOTAL IOU	27,307,393	32,365,807	33,840,349	688,479	94,202,028	11,121,370	105,323,398
Cooperatives							
ALGER DELTA	42,533	11,619	0	285	54,437	0	54,437
CHERRYLAND	187,617	72,137	0	3,783	263,537	0	263,537
CLOVERLAND	112,693	34,540	30,501	10,116	187,850	19,652	207,502
GREAT LAKES	614,747	210,319	158,000	2,902	985,968	0	985,968
MIDWEST	324,831	24,524	73,638	0	422,993	0	422,993
ONTONAGON	19,821	4,907	0	88	24,816	0	24,816
PRESQUE ISLE	142,857	35,060	28,895	5,535	212,347	0	212,347
THUMB	109,777	15,197	0	0	124,974	0	124,974
TRI-COUNTY	180,658	33,756	16,932	4,891	236,237	0	236,237
TOTAL COOP	1,735,534	442,059	307,966	27,600	2,513,159	19,652	2,532,811
TOTAL MICHIGAN	29,042,927	32,807,866	34,148,315	716,079	96,715,187	11,141,022	107,856,209

**STATISTICAL DATA OF RETAIL SALES
ELECTRIC UTILITIES IN MICHIGAN**

YEAR ENDED DECEMBER 31, 1999

DATA FOR MICHIGAN BUSINESS ONLY

COMPANY	CUSTOMERS	REVENUE	MWH SALES
ALPENA POWER	16,538	19,930,242	310,181
CONSUMERS ENERGY	1,651,437	2,498,265,792	35,754,795
DETROIT EDISON	2,078,607	3,791,116,416	49,822,240
EDISON SAULT ELECTRIC	21,469	33,504,209	646,408
AMERICAN ELECTRIC POWER (I&M)	119,921	178,781,735	2,879,769
NORTHERN STATES POWER	9,636	8,896,303	137,989
UPPER PENINSULA POWER	62,709	56,031,915	738,872
WISCONSIN ELECTRIC POWER	25,467	104,690,959	2,923,500
WISCONSIN PUBLIC SERVICE	8,694	12,839,453	315,340
TOTAL INVESTOR OWNED	3,994,478	6,704,057,024	93,529,094
ALGER DELTA	9,070	5,026,218	52,930
CHERRYLAND	27,243	23,357,066	252,882
CLOVERLAND	16,724	12,554,337	176,491
GREAT LAKES	105,505	84,895,570	945,798
MIDWEST ENERGY	30,708	26,823,205	411,086
ONTONAGON	4,281	2,514,845	24,521
PRESQUE ISLE	29,857	20,029,454	206,740
THUMB	11,405	9,808,205	120,524
TRI-COUNTY	22,548	22,089,573	231,788
TOTAL COOPERATIVES	257,341	207,098,473	2,422,760
TOTAL COOPs & IOUs	4,251,819	6,911,155,497	95,951,854

Source of Information

Investor Owned : FERC Form 1 , page 301 line 10

Cooperative : REA Form 7 part R lines 10,11,12,19 & 9

1999 MICHIGAN ELECTRIC SALES DATA
 ULTIMATE CUSTOMER

UTILITY	CUSTOMERS				TOTAL ULTIMATE	RESALE	TOTAL SALES
	RESIDENTIAL	COMMERCIAL	INDUSTRIAL	OTHER			
Investor Owned							
ALPENA POWER	13,259	3,083	5	191	16,538	0	16,538
CONSUMERS ENERGY	1,457,459	182,958	9,196	1,824	1,651,437	16	1,651,453
DETROIT EDISON	1,893,736	181,893	1,046	1,932	2,078,607	12	2,078,619
EDISON SAULT	18,195	3,229	4	41	21,469	1	21,470
AMERICAN ELECTRIC POWER (I&M)	103,943	14,515	1,141	322	119,921	5	119,926
NORTHERN STATES	8,267	1,286	25	58	9,636	1	9,637
UPPER PEN. PWR	56,002	6,534	9	164	62,709	0	62,709
WISC ELEC POWER CO	22,645	2,751	13	58	25,467	13	25,480
WISC PUB SERV CO	7,778	883	8	25	8,694	5	8,699
TOTAL IOU	3,581,284	397,132	11,447	4,615	3,994,478	53	3,994,531
Cooperatives							
ALGER DELTA	8,663	380	0	27	9,070	0	9,070
CHERRYLAND	25,268	1,877	0	98	27,243	0	27,243
CLOVERLAND	15,734	743	3	244	16,724	1	16,725
GREAT LAKES	101,776	3,216	9	504	105,505	0	105,505
MIDWEST	29,359	1,097	252	0	30,708	0	30,708
ONTONAGON	4,023	156	0	102	4,281	0	4,281
PRESQUE ISLE	28,010	1,461	33	353	29,857	0	29,857
THUMB	10,889	516	0	0	11,405	0	11,405
TRI-COUNTY	212,833	8,930	297	1,328	223,388	1	223,389
TOTAL COOP	436,555	18,376	594	2,656	458,181	2	458,183
TOTAL MICHIGAN	4,017,839	415,508	12,041	7,271	4,452,659	55	4,452,714

1999 MICHIGAN ELECTRIC SALES DATA
 ULTIMATE CUSTOMER

UTILITY	REVENUES \$				TOTAL ULTIMATE	RESALE	TOTAL SALES
	RESIDENTIAL	COMMERCIAL	INDUSTRIAL	OTHER			
Investor Owned							
ALPENA POWER	6,545,729	7,631,851	5,726,352	26,310	19,930,242	0	19,930,242
CONSUMERS ENERGY	976,005,952	795,561,883	702,156,027	24,541,930	2,498,265,792	138,836,250	2,637,102,042
DETROIT EDISON	1,300,433,016	1,628,642,044	815,148,883	46,892,473	3,791,116,416	181,694,224	3,972,810,640
EDISON SAULT	9,574,602	14,850,123	8,187,208	892,276	33,504,209	4,589,761	38,093,970
AMERICAN ELECTRIC POWER (I&M)	72,251,412	48,572,409	56,548,340	1,409,574	178,781,735	20,542,334	199,324,069
NORTHERN STATES	3,794,903	2,191,798	2,610,141	299,461	8,896,303	480,429	9,376,732
UPPER PEN. PWR	25,109,018	19,035,137	10,808,893	1,078,867	56,031,915	4,865,262	60,897,177
WISC ELEC POWER CO	12,934,108	9,927,645	81,471,423	357,783	104,690,959	10,053,232	114,744,191
WISC PUB SERV CO	3,740,646	3,505,443	5,500,827	92,537	12,839,453	8,763,954	21,603,407
TOTAL IOU	2,410,389,386	2,529,918,333	1,688,158,094	75,591,211	6,704,057,024	369,825,446	7,073,882,470
Cooperatives							
ALGER DELTA	4,119,059	875,000	0	32,159	5,026,218	0	5,026,218
CHERRYLAND	17,231,156	5,827,813	0	298,097	23,357,066	0	23,357,066
CLOVERLAND	8,196,318	2,360,865	1,394,997	602,157	12,554,337	620,813	13,175,150
GREAT LAKES	62,488,928	18,554,120	3,387,505	465,017	84,895,570	0	84,895,570
MIDWEST	21,317,181	1,682,165	3,823,859	0	26,823,205	0	26,823,205
ONTONAGON	2,075,235	422,146	0	17,464	2,514,845	0	2,514,845
PRESQUE ISLE	14,209,091	4,839,592	516,049	464,722	20,029,454	0	20,029,454
THUMB	8,825,462	982,743	0	0	9,808,205	0	9,808,205
TRI-COUNTY	17,148,887	3,405,579	1,097,468	437,639	22,089,573	0	22,089,573
TOTAL COOP	155,611,317	38,950,023	10,219,878	2,317,255	207,098,473	620,813	207,719,286
TOTAL MICHIGAN	2,566,000,703	2,568,868,356	1,698,377,972	77,908,466	6,911,155,497	370,446,259	7,281,601,756

1999 MICHIGAN ELECTRIC SALES DATA
 ULTIMATE CUSTOMER

UTILITY	SALES MWH				TOTAL ULTIMATE	RESALE	TOTAL SALES
	RESIDENTIAL	COMMERCIAL	INDUSTRIAL	OTHER			
Investor Owned							
ALPENA POWER	82,456	107,365	120,210	150	310,181	0	310,181
CONSUMERS ENERGY	11,447,338	10,802,791	13,285,489	219,177	35,754,795	4,624,800	40,379,595
DETROIT EDISON	14,064,096	19,546,640	15,863,779	347,725	49,822,240	5,702,232	55,524,472
EDISON SAULT	156,219	229,518	209,251	51,420	646,408	165,974	812,382
AMERICAN ELECTRIC POWER (I&M)	1,099,219	697,170	1,071,567	11,813	2,879,769	475,582	3,355,351
NORTHERN STATES	52,598	30,648	51,492	3,251	137,989	12,668	150,657
UPPER PEN. PWR	263,742	239,698	226,913	8,519	738,872	138,762	877,634
WISC ELEC POWER CO	154,275	137,695	2,629,321	2,209	2,923,500	347,018	3,270,518
WISC PUB SERV CO	62,208	65,272	187,102	758	315,340	305,542	620,882
TOTAL IOU	27,382,151	31,856,797	33,645,124	645,022	93,529,094	11,772,578	105,301,672
Cooperatives							
ALGER DELTA	41,172	11,446	0	312	52,930	0	52,930
CHERRYLAND	180,138	69,265	0	3,479	252,882	0	252,882
CLOVERLAND	104,200	32,460	29,824	10,007	176,491	19,560	196,051
GREAT LAKES	640,729	243,435	57,005	4,629	945,798	0	945,798
MIDWEST	320,001	26,115	64,970	0	411,086	0	411,086
ONTONAGON	19,623	4,786	0	112	24,521	0	24,521
PRESQUE ISLE	135,525	53,409	12,920	4,886	206,740	0	206,740
THUMB	107,633	12,891	0	0	120,524	0	120,524
TRI-COUNTY	1,441,388	440,916	164,719	23,425	2,070,448	19,560	2,090,008
TOTAL COOP	2,990,409	894,723	329,438	46,850	4,261,420	39,120	4,300,540
TOTAL MICHIGAN	30,372,560	32,751,520	33,974,562	691,872	97,790,514	11,811,698	109,602,212

**STATISTICAL DATA OF RETAIL SALES
ELECTRIC UTILITIES IN MICHIGAN**

YEAR ENDED DECEMBER 31, 1998

DATA FOR MICHIGAN BUSINESS ONLY

COMPANY	CUSTOMERS	REVENUE	MWH SALES
ALPENA POWER	16,283	19,220,664	301,171
CONSUMERS ENERGY	1,627,792	2,441,167,863	35,061,067
DETROIT EDISON	2,061,667	3,612,853,081	47,905,201
EDISON SAULT ELECTRIC	21,287	32,501,708	631,878
AMERICAN ELECTRIC POWER (I&M)	118,774	180,720,956	2,776,809
NORTHERN STATES POWER	9,768	8,841,614	141,213
UPPER PENINSULA POWER	62,384	49,343,810	698,416
WISCONSIN ELECTRIC POWER	25,187	107,612,310	3,139,468
WISCONSIN PUBLIC SERVICE	8,643	12,588,675	312,791
TOTAL INVESTOR OWNED	3,951,785	6,464,850,681	90,968,014
ALGER DELTA	8,939	4,878,230	51,196
CHERRYLAND	26,224	22,697,411	245,842
CLOVERLAND	16,306	12,349,766	170,838
GREAT LAKES	40,931	32,759,544	380,924
MIDWEST ENERGY	30,165	26,803,229	399,800
ONTONAGON	4,215	2,333,253	22,644
PRESQUE ISLE	29,224	19,207,931	198,875
THUMB	11,341	8,462,542	115,294
TOP O'MICHIGAN	49,575	40,815,740	436,552
TRI-COUNTY	21,996	21,762,573	226,736
WESTERN MICHIGAN	11,986	6,894,159	62,041
TOTAL COOPERATIVES	250,902	198,964,378	2,310,742
TOTAL COOPs & IOUs	4,202,687	6,663,815,059	93,278,756

Source of Information

Investor Owned : FERC Form 1 , page 301 line 10

Cooperative : REA Form 7 part R lines 10,11,12,19 & 9

1998 MICHIGAN ELECTRIC SALES DATA
 ULTIMATE CUSTOMER

UTILITY	CUSTOMERS				TOTAL ULTIMATE	RESALE	TOTAL SALES
	RESIDENTIAL	COMMERCIAL	INDUSTRIAL	OTHER			
Investor Owned							
ALPENA POWER	13,086	2,999	5	193	16,283	0	16,283
CONSUMERS ENERGY	1,437,678	179,112	9,195	1,807	1,627,792	16	1,627,808
DETROIT EDISON	1,878,556	180,110	1,036	1,965	2,061,667	12	2,061,679
EDISON SAULT	18,051	3,191	4	41	21,287	1	21,288
AMERICAN ELECTRIC POWER (I&M)	103,042	14,257	1,140	335	118,774	8	118,782
NORTHERN STATES	8,405	1,281	24	58	9,768	1	9,769
UPPER PEN. PWR	55,800	6,406	9	169	62,384	25	62,409
WISC ELEC POWER CO	22,372	2,747	12	56	25,187	13	25,200
WISC PUB SERV CO	7,738	873	8	24	8,643	3	8,646
TOTAL IOU	3,544,728	390,976	11,433	4,648	3,951,785	79	3,951,864
Cooperatives							
ALGER DELTA	8,481	412	20	26	8,939	0	8,939
CHERRYLAND	24,277	1,851	0	96	26,224	0	26,224
CLOVERLAND	15,333	729	3	241	16,306	1	16,307
GREAT LAKES	38,973	1,746	0	212	40,931	0	40,931
MIDWEST	28,983	1,012	170	0	30,165	0	30,165
ONTONAGON	3,964	149	0	102	4,215	0	4,215
PRESQUE ISLE	27,415	1,435	25	349	29,224	0	29,224
THUMB	10,852	489	0	0	11,341	0	11,341
TOP O'MICH	48,401	945	9	220	49,575	0	49,575
TRI-COUNTY	20,913	926	3	154	21,996	0	21,996
WESTERN MICH	11,594	329	0	63	11,986	0	11,986
TOTAL COOP	239,186	10,023	230	1,463	250,902	1	250,903
TOTAL MICHIGAN	3,783,914	400,999	11,663	6,111	4,202,687	80	4,202,767

1998 MICHIGAN ELECTRIC SALES DATA
 ULTIMATE CUSTOMER

UTILITY	REVENUES \$				TOTAL ULTIMATE	RESALE	TOTAL SALES
	RESIDENTIAL	COMMERCIAL	INDUSTRIAL	OTHER			
Investor Owned							
ALPENA POWER	6,382,826	7,348,114	5,463,232	26,492	19,220,664	0	19,220,664
CONSUMERS ENERGY	938,454,612	774,696,365	703,877,754	24,139,132	2,441,167,863	123,888,810	2,565,056,673
DETROIT EDISON	1,252,988,226	1,553,099,330	757,503,726	49,261,799	3,612,853,081	195,997,960	3,808,851,041
EDISON SAULT	9,010,170	14,028,327	8,581,446	881,765	32,501,708	4,963,876	37,465,584
AMERICAN ELECTRIC POWER (I&M)	73,083,678	48,912,380	57,187,368	1,537,530	180,720,956	42,814,511	223,535,467
NORTHERN STATES	3,594,566	2,160,538	2,817,505	269,005	8,841,614	468,057	9,309,671
UPPER PEN. PWR	21,893,723	16,688,140	9,772,886	989,061	49,343,810	4,892,092	54,235,902
WISC ELEC POWER CO	12,325,218	9,543,818	85,389,304	353,970	107,612,310	10,098,902	117,711,212
WISC PUB SERV CO	3,609,794	3,385,461	5,500,253	93,167	12,588,675	411,944	13,000,619
TOTAL IOU	2,321,342,813	2,429,862,473	1,636,093,474	77,551,921	6,464,850,681	383,536,152	6,848,386,833
Cooperatives							
ALGER DELTA	3,952,809	492,482	399,866	33,073	4,878,230	0	4,878,230
CHERRYLAND	16,270,613	6,154,706	0	272,092	22,697,411	0	22,697,411
CLOVERLAND	8,044,978	2,327,488	1,395,790	581,510	12,349,766	675,094	13,024,860
GREAT LAKES	23,739,353	8,841,727	0	178,464	32,759,544	0	32,759,544
MIDWEST	21,875,718	1,683,477	3,244,034	0	26,803,229	0	26,803,229
ONTONAGON	1,955,694	359,563	0	17,996	2,333,253	0	2,333,253
PRESQUE ISLE	13,596,108	4,043,456	1,122,804	445,563	19,207,931	0	19,207,931
THUMB	7,659,553	802,989	0	0	8,462,542	0	8,462,542
TOP O'MICH	30,433,090	7,056,026	3,091,855	234,769	40,815,740	0	40,815,740
TRI-COUNTY	16,630,218	3,717,207	1,080,526	334,622	21,762,573	0	21,762,573
WESTERN MICH	5,845,933	1,037,027	0	11,199	6,894,159	0	6,894,159
TOTAL COOP	150,004,067	36,516,148	10,334,875	2,109,288	198,964,378	675,094	199,639,472
TOTAL MICHIGAN	2,471,346,880	2,466,378,621	1,646,428,349	79,661,209	6,663,815,059	384,211,246	7,048,026,305

1998 MICHIGAN ELECTRIC SALES DATA
 ULTIMATE CUSTOMER

UTILITY	SALES MWH				TOTAL ULTIMATE	RESALE	TOTAL SALES
	RESIDENTIAL	COMMERCIAL	INDUSTRIAL	OTHER			
Investor Owned							
ALPENA POWER	80,497	103,834	116,685	155	301,171	0	301,171
CONSUMERS ENERGY	11,031,902	10,539,032	13,270,517	219,616	35,061,067	4,705,440	39,766,507
DETROIT EDISON	13,751,782	18,896,626	14,883,859	372,934	47,905,201	7,007,397	54,912,598
EDISON SAULT	146,375	216,419	219,359	49,725	631,878	159,238	791,116
AMERICAN ELECTRIC POWER (I&M)	1,064,959	676,826	1,022,261	12,763	2,776,809	1,001,592	3,778,401
NORTHERN STATES	52,124	30,069	55,606	3,414	141,213	13,021	154,234
UPPER PEN. PWR	241,517	223,282	225,565	8,052	698,416	140,101	838,517
WISC ELEC POWER CO	153,251	136,321	2,847,667	2,229	3,139,468	348,951	3,488,419
WISC PUB SERV CO	60,098	63,512	188,421	760	312,791	11,207	323,998
TOTAL IOU	26,582,505	30,885,921	32,829,940	669,648	90,968,014	13,386,947	104,354,961
Cooperatives							
ALGER DELTA	39,626	5,945	5,309	316	51,196	0	51,196
CHERRYLAND	169,950	72,609	0	3,283	245,842	0	245,842
CLOVERLAND	101,176	31,559	28,742	9,361	170,838	19,227	190,065
GREAT LAKES	244,889	134,150	0	1,885	380,924	0	380,924
MIDWEST	321,181	25,432	53,187	0	399,800	0	399,800
ONTONAGON	18,527	3,998	0	119	22,644	0	22,644
PRESQUE ISLE	130,208	60,770	3,199	4,698	198,875	0	198,875
THUMB	104,020	11,274	0	0	115,294	0	115,294
TOP O'MICH	299,649	81,543	53,016	2,344	436,552	0	436,552
TRI-COUNTY	170,064	37,063	16,325	3,284	226,736	0	226,736
WESTERN MICH	51,257	10,708	0	76	62,041	0	62,041
TOTAL COOP	1,650,547	475,051	159,778	25,366	2,310,742	19,227	2,329,969
TOTAL MICHIGAN	28,233,052	31,360,972	32,989,718	695,014	93,278,756	13,406,174	106,684,930

**STATISTICAL DATA OF RETAIL SALES
ELECTRIC UTILITIES IN MICHIGAN**

YEAR ENDED DECEMBER 31, 1997

DATA FOR MICHIGAN BUSINESS ONLY

COMPANY	CUSTOMERS	REVENUE	MWH SALES
ALPENA POWER	16,101	18,465,501	299,590
CONSUMERS ENERGY	1,603,469	2,373,098,816	34,451,496
DETROIT EDISON	2,039,495	3,456,794,510	45,822,259
EDISON SAULT ELECTRIC	21,156	32,513,880	628,967
AMERICAN ELECTRIC POWER (I&M)	117,629	162,784,701	2,746,974
NORTHERN STATES POWER	9,763	8,801,887	143,946
UPPER PENINSULA POWER	62,396	49,499,664	706,246
WISCONSIN ELECTRIC POWER	24,933	102,136,339	2,974,627
WISCONSIN PUBLIC SERVICE	8,590	14,548,663	363,620
TOTAL INVESTOR OWNED	3,903,532	6,218,643,961	88,137,725
ALGER DELTA	8,785	4,739,695	51,230
CHERRYLAND	26,096	20,849,286	234,530
CLOVERLAND	15,985	12,024,100	165,415
MIDWEST ENERGY - FRUITBELT	24,876	21,576,886	322,903
GREAT LAKES - NEWAYGO (O&A)	27,983	20,872,901	243,530
GREAT LAKES - HART (OCEANA)	10,376	8,333,206	92,395
ONTONAGON	4,147	2,232,048	21,536
PRESQUE ISLE	28,631	18,308,839	196,717
MIDWEST ENERGY - SOUTHEASTERN	4,652	3,584,761	46,787
THUMB	11,006	9,637,513	114,244
TOP O'MICHIGAN	48,071	39,805,761	443,715
TRI-COUNTY	21,442	19,820,948	216,620
WESTERN MICHIGAN	11,807	6,480,900	61,800
TOTAL COOPERATIVES	243,857	188,266,844	2,211,422
TOTAL COOPs & IOUs	4,147,389	6,406,910,805	90,349,147

Source of Information

Investor Owned : FERC Form 1 , page 301 line 10

Cooperative : REA Form 7 part R lines 10,11,12,19 & 9

1997 MICHIGAN ELECTRIC SALES DATA
 ULTIMATE CUSTOMER

UTILITY	CUSTOMERS				TOTAL ULTIMATE	RESALE	TOTAL SALES
	RESIDENTIAL	COMMERCIAL	INDUSTRIAL	OTHER			
Investor Owned							
ALPENA POWER	12,979	2,925	5	192	16,101	0	16,101
CONSUMERS ENERGY	1,417,168	175,314	9,203	1,784	1,603,469	17	1,603,486
DETROIT EDISON	1859432	177088	1005	1970	2,039,495	12	2,039,507
EDISON SAULT	17,928	3,184	4	40	21,156	1	21,157
AMERICAN ELECTRIC POWER (I&M)	102250	13954	1139	286	117,629	9	117,638
NORTHERN STATES	8407	1275	22	59	9,763	1	9,764
UPPER PEN. PWR	55723	6499	9	165	62,396	23	62,419
WISC ELEC POWER CO	22151	2715	13	54	24,933	13	24,946
WISC PUB SERV CO	7684	876	7	23	8,590	3	8,593
TOTAL IOU	3503722	383830	11407	4573	3903532	79	3903611
Cooperatives							
ALGER DELTA	8322	441	0	22	8,785	0	8,785
CHERRYLAND	24071	1926	0	99	26,096	0	26,096
CLOVERLAND	15037	706	3	239	15,985	1	15,986
MIDWEST ENERGY - FRUITBELT DIVISION	24140	564	172	0	24,876	0	24,876
GREAT LAKES ENERGY - NEWAYGO (O & A)	26696	1187	0	100	27,983	0	27,983
GREAT LAKES ENERGY - HART (OCEANA)	9847	452	31	46	10,376	0	10,376
ONTONAGON	3901	144	0	102	4,147	0	4,147
PRESQUE ISLE	26884	1395	3	349	28,631	0	28,631
MIDWEST ENERGY - SOUTHEASTERN DIVISION	4411	202	11	28	4,652	0	4,652
THUMB	10553	453	0	0	11,006	0	11,006
TOP O'MICH	46927	927	10	207	48,071	0	48,071
TRI-COUNTY	20374	938	3	127	21,442	0	21,442
WESTERN MICH	11448	288	0	71	11,807	0	11,807
TOTAL COOP	232611	9623	233	1390	243857	1	243858
TOTAL MICHIGAN	3736333	393453	11640	5963	4147389	80	4147469

1997 MICHIGAN ELECTRIC SALES DATA
 ULTIMATE CUSTOMER

UTILITY	REVENUES \$				TOTAL ULTIMATE	RESALE	TOTAL SALES
	RESIDENTIAL	COMMERCIAL	INDUSTRIAL	OTHER			
Investor Owned							
ALPENA POWER	6,274,557	6,990,844	5,174,225	25,875	18,465,501	0	18,465,501
CONSUMERS ENERGY	907,968,319	735,928,771	705,361,261	23,840,465	2,373,098,816	98,528,676	2,471,627,492
DETROIT EDISON	1,178,902,821	1,501,039,438	730,791,076	46,061,175	3,456,794,510	135,269,324	3,592,063,834
EDISON SAULT	9,224,855	13,832,576	8,593,517	862,932	32,513,880	4,741,115	37,254,995
AMERICAN ELECTRIC POWER (I&M)	66,824,705	43,736,429	50,955,820	1,267,747	162,784,701	30,127,046	192,911,747
NORTHERN STATES	3,632,883	2,142,985	2,723,281	302,738	8,801,887	477,543	9,279,430
UPPER PEN. PWR	22,626,370	16,611,373	9,271,476	990,445	49,499,664	5,074,746	54,574,410
WISC ELEC POWER CO	11,959,529	9,088,590	80,754,618	333,602	102,136,339	15,775,934	117,912,273
WISC PUB SERV CO	3,730,705	3,470,966	7,254,111	92,881	14,548,663	412,566	14,961,229
TOTAL IOU	2,211,144,744	2,332,841,972	1,600,879,385	73,777,860	6,218,643,961	290,406,950	6,509,050,911
Cooperatives							
ALGER DELTA	3,813,546	894,231	0	31,918	4,739,695	0	4,739,695
CHERRYLAND	15,275,167	5,340,055	0	234,064	20,849,286	0	20,849,286
CLOVERLAND	8,017,215	2,262,064	1,177,214	567,607	12,024,100	687,527	12,711,627
MIDWEST ENERGY - FRUITBELT DIVISION	17,875,136	800,888	2,900,862	0	21,576,886	0	21,576,886
GREAT LAKES ENERGY - NEWAYGO (O & A)	16,102,532	4,640,061	0	130,308	20,872,901	0	20,872,901
GREAT LAKES ENERGY - HART (OCEANA)	6,218,864	704,400	1,368,236	41,706	8,333,206	0	8,333,206
ONTONAGON	1,936,461	278,240	0	17,347	2,232,048	0	2,232,048
PRESQUE ISLE	13,058,942	3,818,443	994,541	436,913	18,308,839	0	18,308,839
MIDWEST ENERGY - SOUTHEASTERN DIVISION	3,154,102	260,340	112,934	57,385	3,584,761	0	3,584,761
THUMB	8,791,103	846,410	0	0	9,637,513	0	9,637,513
TOP O'MICH	30,235,818	6,552,836	2,818,542	198,565	39,805,761	0	39,805,761
TRI-COUNTY	15,533,227	2,861,195	1,160,036	266,490	19,820,948	0	19,820,948
WESTERN MICH	5,488,538	974,734	0	17,628	6,480,900	0	6,480,900
TOTAL COOP	145,500,651	30,233,897	10,532,365	1,999,931	188,266,844	687,527	188,954,371
TOTAL MICHIGAN	2,356,645,395	2,363,075,869	1,611,411,750	75,777,791	6,406,910,805	291,094,477	6,698,005,282

1997 MICHIGAN ELECTRIC SALES DATA
 ULTIMATE CUSTOMER

UTILITY	SALES MWH				TOTAL ULTIMATE	RESALE	TOTAL SALES
	RESIDENTIAL	COMMERCIAL	INDUSTRIAL	OTHER			
Investor Owned							
ALPENA POWER	80,159	100,438	118,841	152	299,590	0	299,590
CONSUMERS ENERGY	10,812,365	10,121,635	13,297,389	220,107	34,451,496	3,429,218	37,880,714
DETROIT EDISON	12898365	17997214	14585004	341676	45,822,259	4820031	50,642,290
EDISON SAULT	150,777	212,999	221,553	43,638	628,967	160,733	789,700
AMERICAN ELECTRIC POWER (I&M)	1076414	650552	1009375	10633	2,746,974	860834	3,607,808
NORTHERN STATES	54333	30586	55418	3609	143,946	13021	156,967
UPPER PEN. PWR	252897	223040	222143	8166	706,246	139131	845,377
WISC ELEC POWER CO	149849	129523	2693105	2150	2,974,627	552370	3,526,997
WISC PUB SERV CO	59648	60868	242348	756	363,620	11002	374,622
TOTAL IOU	25534807	29526855	32445176	630887	88137725	9986340	98124065
Cooperatives							
ALGER DELTA	39808	11116	0	306	51,230	0	51,230
CHERRYLAND	167150	64435	0	2945	234,530	0	234,530
CLOVERLAND	102519	30993	22708	9195	165,415	18636	184,051
MIDWEST ENERGY - FRUITBELT DIVISION	264551	10637	47715	0	322,903	0	322,903
GREAT LAKES ENERGY - NEWAYGO (O & A)	171087	70996	0	1447	243,530	0	243,530
GREAT LAKES ENERGY - HART (OCEANA)	64939	7057	19998	401	92,395	0	92,395
ONTONAGON	18532	2889	0	115	21,536	0	21,536
PRESQUE ISLE	129934	47382	14615	4786	196,717	0	196,717
MIDWEST ENERGY - SOUTHEASTERN DIVISION	40910	3602	1476	799	46,787	0	46,787
THUMB	103714	10530	0	0	114,244	0	114,244
TOP O'MICH	312850	77968	50861	2036	443,715	0	443,715
TRI-COUNTY	167331	31372	15179	2738	216,620	0	216,620
WESTERN MICH	51170	10481	0	149	61,800	0	61,800
TOTAL COOP	1634495	379458	172552	24917	2211422	18636	2230058
TOTAL MICHIGAN	27169302	29906313	32617728	655804	90349147	10004976	100354123

**STATISTICAL DATA OF RETAIL SALES
ELECTRIC UTILITIES IN MICHIGAN**

YEAR ENDED DECEMBER 31, 1996

DATA FOR MICHIGAN BUSINESS ONLY

COMPANY	CUSTOMERS	REVENUE	MWH SALES
ALPENA POWER	15,074	17,715,889	286,869
CONSUMERS POWER	1,580,343	2,329,176,749	34,015,058
DETROIT EDISON	2,013,608	3,488,576,967	45,327,646
EDISON SAULT ELECTRIC	21,074	32,666,214	627,408
AMERICAN ELECTRIC POWER (I&M)	116,084	157,427,781	2,714,264
NORTHERN STATES POWER	9,618	9,023,894	148,192
UPPER PENINSULA POWER	62,309	49,796,988	677,417
WISCONSIN ELECTRIC POWER	24,594	104,071,304	3,053,788
WISCONSIN PUBLIC SERVICE	8,525	12,109,635	291,150
TOTAL INVESTOR OWNED	3,851,229	6,200,565,421	87,141,792
ALGER DELTA	8,711	4,849,409	51,491
CHERRYLAND	25,160	20,550,317	233,096
CLOVERLAND	15,701	11,418,774	168,769
FRUITBELT	24,400	23,071,781	322,652
O & A	27,983	20,872,901	243,530
OCEANA	10,376	8,333,206	92,395
ONTONAGON	4,066	2,296,983	20,953
PRESQUE ISLE	28,179	19,232,373	194,593
SOUTHEASTERN MICHIGAN	4,499	3,899,568	46,406
THUMB	10,293	9,606,321	114,253
TOP O'MICHIGAN	46,644	40,788,371	428,610
TRI-COUNTY	20,917	19,878,731	211,856
WESTERN MICHIGAN	11,619	6,443,924	60,778
TOTAL COOPERATIVES	238,548	191,242,659	2,189,382
TOTAL COOPs & IOUs	4,089,777	6,391,808,080	89,331,174

Source of Information

Investor Owned : FERC Form 1 , page 301 line 10

Cooperative : REA Form 7 part R lines 10,11,12,19 & 9

1996 MICHIGAN ELECTRIC SALES DATA
 ULTIMATE CUSTOMER

UTILITY	CUSTOMERS				TOTAL ULTIMATE	RESALE	TOTAL SALES
	RESIDENTIAL	COMMERCIAL	INDUSTRIAL	OTHER			
Investor Owned							
ALPENA POWER	12,308	2,575	5	186	15,074	0	15,074
CONSUMERS POWER	1,397,964	171,417	9,190	1,772	1,580,343	24	1,580,367
DETROIT EDISON	1,835,944	174,726	973	1,965	2,013,608	12	2,013,620
EDISON SAULT	17,893	3,137	4	40	21,074	1	21,075
AMERICAN ELECTRIC POWER (I&M)	101,034	13,624	1,135	291	116,084	8	116,092
NORTHERN STATES	8,274	1,267	19	58	9,618	1	9,619
UPPER PEN. PWR	55,689	6,445	10	165	62,309	23	62,332
WISC ELEC POWER CO	21,846	2,683	11	54	24,594	14	24,608
WISC PUB SERV CO	7,614	883	5	23	8,525	3	8,528
TOTAL IOU	3,458,566	376,757	11,352	4,554	3,851,229	86	3,851,315
Cooperatives							
ALGER DELTA	8,261	428	0	22	8,711	0	8,711
CHERRYLAND	23,197	1,865	0	98	25,160	0	25,160
CLOVERLAND	14,772	697	3	229	15,701	1	15,702
FRUITBELT	23,675	553	172	0	24,400	0	24,400
O & A	26,696	1,187	0	100	27,983	0	27,983
OCEANA	9,847	452	31	46	10,376	0	10,376
ONTONAGON	3,839	126	0	101	4,066	0	4,066
PRESQUE ISLE	26,540	1,292	3	344	28,179	0	28,179
S.E.MICH	4,266	193	12	28	4,499	0	4,499
THUMB	9,886	407	0	0	10,293	0	10,293
TOP O'MICH	45,543	897	10	194	46,644	0	46,644
TRI-COUNTY	19,870	933	3	111	20,917	0	20,917
WESTERN MICH	11,291	257	0	71	11,619	0	11,619
TOTAL COOP	227,683	9,287	234	1,344	238,548	1	238,549
TOTAL MICHIGAN	3,686,249	386,044	11,586	5,898	4,089,777	87	4,089,864

1996 MICHIGAN ELECTRIC SALES DATA
 ULTIMATE CUSTOMER

UTILITY	REVENUES \$				TOTAL ULTIMATE	RESALE	TOTAL SALES
	RESIDENTIAL	COMMERCIAL	INDUSTRIAL	OTHER			
Investor Owned							
ALPENA POWER	6,255,644	6,728,271	4,706,057	25,917	17,715,889	0	17,715,889
CONSUMERS POWER	872,848,425	733,236,955	700,529,542	22,561,827	2,329,176,749	81,678,779	2,410,855,528
DETROIT EDISON	1,198,265,383	1,505,613,036	736,075,235	48,623,313	3,488,576,967	89,450,220	3,578,027,187
EDISON SAULT	9,667,092	13,863,580	8,313,269	822,273	32,666,214	4,392,384	37,058,598
AMERICAN ELECTRIC POWER (I&M)	64,964,655	42,079,805	49,040,553	1,342,768	157,427,781	28,663,789	186,091,570
NORTHERN STATES	3,725,680	2,434,796	2,564,492	298,926	9,023,894	481,005	9,504,899
UPPER PEN. PWR	23,553,558	16,832,914	8,404,998	1,005,518	49,796,988	5,584,628	55,381,616
WISC ELEC POWER CO	12,257,155	9,439,491	82,029,637	345,021	104,071,304	16,660,431	120,731,735
WISC PUB SERV CO	3,695,985	3,340,629	4,980,565	92,456	12,109,635	406,196	12,515,831
TOTAL IOU	2,195,233,577	2,333,569,477	1,596,644,348	75,118,019	6,200,565,421	227,317,432	6,427,882,853
Cooperatives							
ALGER DELTA	3,915,055	902,529	0	31,825	4,849,409	0	4,849,409
CHERRYLAND	15,210,227	5,095,618	0	244,472	20,550,317	0	20,550,317
CLOVERLAND	7,675,142	2,016,364	1,208,061	519,207	11,418,774	601,575	12,020,349
FRUITBELT	19,512,000	726,710	2,833,071	0	23,071,781	0	23,071,781
O & A	16,102,532	4,640,061	0	130,308	20,872,901	0	20,872,901
OCEANA	6,218,864	704,400	1,368,236	41,706	8,333,206	0	8,333,206
ONTONAGON	2,011,979	266,749	0	18,255	2,296,983	0	2,296,983
PRESQUE ISLE	13,699,780	4,308,115	766,290	458,188	19,232,373	0	19,232,373
S.E.MICH	3,402,707	291,762	135,684	69,415	3,899,568	0	3,899,568
THUMB	8,758,927	847,394	0	0	9,606,321	0	9,606,321
TOP O'MICH	30,415,121	7,173,170	3,008,514	191,566	40,788,371	0	40,788,371
TRI-COUNTY	15,714,630	2,834,117	1,086,394	243,590	19,878,731	0	19,878,731
WESTERN MICH	5,483,681	941,100	0	19,143	6,443,924	0	6,443,924
TOTAL COOP	148,120,645	30,748,089	10,406,250	1,967,675	191,242,659	601,575	191,844,234
TOTAL MICHIGAN	2,343,354,222	2,364,317,566	1,607,050,598	77,085,694	6,391,808,080	227,919,007	6,619,727,087

1996 MICHIGAN ELECTRIC SALES DATA
 ULTIMATE CUSTOMER

UTILITY	SALES MWH				TOTAL ULTIMATE	RESALE	TOTAL SALES
	RESIDENTIAL	COMMERCIAL	INDUSTRIAL	OTHER			
Investor Owned							
ALPENA POWER	81,356	98,010	107,350	153	286,869	0	286,869
CONSUMERS POWER	10,920,777	9,959,694	12,915,455	219,132	34,015,058	3,036,213	37,051,271
DETROIT EDISON	12,948,602	17,705,938	14,309,823	363,283	45,327,646	3,125,114	48,452,760
EDISON SAULT	158,315	213,593	213,052	42,448	627,408	166,818	794,226
AMERICAN ELECTRIC POWER (I&M)	1,063,206	644,398	994,952	11,708	2,714,264	899,901	3,614,165
NORTHERN STATES	55,979	36,609	52,064	3,540	148,192	13,193	161,385
UPPER PEN. PWR	259,808	220,610	188,722	8,277	677,417	143,894	821,311
WISC ELEC POWER CO	154,277	133,819	2,763,502	2,190	3,053,788	592,223	3,646,011
WISC PUB SERV CO	61,311	61,089	167,994	756	291,150	10,991	302,141
TOTAL IOU	25,703,631	29,073,760	31,712,914	651,487	87,141,792	7,988,347	95,130,139
Cooperatives							
ALGER DELTA	40,269	10,924	0	298	51,491	0	51,491
CHERRYLAND	170,062	59,971	0	3,063	233,096	0	233,096
CLOVERLAND	103,180	28,947	27,786	8,856	168,769	18,477	187,246
FRUITBELT	266,980	10,736	44,936	0	322,652	0	322,652
O & A	171,087	70,996	0	1,447	243,530	0	243,530
OCEANA	64,939	7,057	19,998	401	92,395	0	92,395
ONTONAGON	18,217	2,613	0	123	20,953	0	20,953
PRESQUE ISLE	131,191	44,247	14,596	4,559	194,593	0	194,593
S.E.MICH	40,503	3,614	1,446	843	46,406	0	46,406
THUMB	103,731	10,522	0	0	114,253	0	114,253
TOP O'MICH	301,100	80,164	45,483	1,863	428,610	0	428,610
TRI-COUNTY	165,722	28,241	15,416	2,477	211,856	0	211,856
WESTERN MICH	50,680	9,928	0	170	60,778	0	60,778
TOTAL COOP	1,627,661	367,960	169,661	24,100	2,189,382	18,477	2,207,859
TOTAL MICHIGAN	27,331,292	29,441,720	31,882,575	675,587	89,331,174	8,006,824	97,337,998

**STATISTICAL DATA OF RETAIL SALES
ELECTRIC UTILITIES IN MICHIGAN**

YEAR ENDED DECEMBER 31, 1995

DATA FOR MICHIGAN BUSINESS ONLY

COMPANY	CUSTOMERS	REVENUE	MWH SALES
ALPENA POWER	16,189	17,171,531	280,408
CONSUMERS POWER	1,557,477	2,180,578,655	33,266,223
DETROIT EDISON	1,991,488	3,488,716,582	44,926,064
EDISON SAULT ELECTRIC	20,860	32,260,598	616,577
AMERICAN ELECTRIC POWER (I&M)	115,317	159,472,608	2,714,568
NORTHERN STATES POWER	10,015	9,198,368	147,900
UPPER PENINSULA POWER	62,416	50,649,827	706,722
WISCONSIN ELECTRIC POWER	24,219	110,067,198	2,937,948
WISCONSIN PUBLIC SERVICE	8,445	10,700,883	240,171
TOTAL INVESTOR OWNED	3,806,426	6,058,816,250	85,836,581
ALGER DELTA	8,552	5,337,113	51,693
CHERRYLAND	24,256	20,286,296	218,526
CLOVERLAND	15,349	10,929,663	155,308
FRUITBELT	23,999	23,120,372	318,353
O & A	27,400	20,352,477	230,215
OCEANA	19,272	8,299,521	85,767
ONTONAGON	3,995	2,360,882	20,355
PRESQUE ISLE	27,823	19,238,080	184,341
SOUTHEASTERN MICHIGAN	4,429	3,807,083	45,521
THUMB	10,210	9,101,357	109,835
TOP O'MICHIGAN	45,255	39,143,579	414,572
TRI-COUNTY	20,406	20,562,737	204,630
WESTERN MICHIGAN	11,477	6,415,564	59,667
TOTAL COOPERATIVES	242,423	188,954,724	2,098,783
TOTAL COOPs & IOUs	4,048,849	6,247,770,974	87,935,364

Source of Information

Investor Owned : FERC Form 1 , page 301 line 10

Cooperative : REA Form 7 part R lines 10,11,12,19 & 9

1995 MICHIGAN ELECTRIC SALES DATA
 ULTIMATE CUSTOMER

UTILITY	CUSTOMERS				TOTAL ULTIMATE	RESALE	TOTAL SALES
	RESIDENTIAL	COMMERCIAL	INDUSTRIAL	OTHER			
Investor Owned							
ALPENA POWER	13,138	2,855	5	191	16,189	0	16,189
CONSUMERS POWER	1,378,803	167,833	9,106	1,735	1,557,477	24	1,557,501
DETROIT EDISON	1,815,372	173,198	955	1,963	1,991,488	12	1,991,500
EDISON SAULT	17,719	3,097	4	40	20,860	2	20,862
AMERICAN ELECTRIC POWER (I&M)	100,541	13,342	1,143	291	115,317	6	115,323
NORTHERN STATES	8,680	1,236	44	55	10,015	1	10,016
UPPER PEN. PWR	55,596	6,645	10	165	62,416	24	62,440
WISC ELEC POWER CO	21,518	2,639	9	53	24,219	14	24,233
WISC PUB SERV CO	7,543	874	5	23	8,445	3	8,448
TOTAL IOU	3,418,910	371,719	11,281	4,516	3,806,426	86	3,806,512
Cooperatives							
ALGER DELTA	8,132	398	0	22	8,552	0	8,552
CHERRYLAND	22,364	1,793	0	99	24,256	0	24,256
CLOVERLAND	14,445	683	3	218	15,349	1	15,350
FRUITBELT	23,304	695	0	0	23,999	0	23,999
O & A	26,093	1,178	0	129	27,400	0	27,400
OCEANA	9,601	9,601	27	43	19,272	0	19,272
ONTONAGON	3,776	121	0	98	3,995	0	3,995
PRESQUE ISLE	26,242	1,242	3	336	27,823	0	27,823
S.E.MICH	4,211	179	11	28	4,429	0	4,429
THUMB	9,839	371	0	0	10,210	0	10,210
TOP O'MICH	44,213	849	9	184	45,255	0	45,255
TRI-COUNTY	19,373	919	3	111	20,406	0	20,406
WESTERN MICH	11,153	252	0	72	11,477	0	11,477
TOTAL COOP	222,746	18,281	56	1,340	242,423	1	242,424
TOTAL MICHIGAN	3,641,656	390,000	11,337	5,856	4,048,849	87	4,048,936

1995 MICHIGAN ELECTRIC SALES DATA
 ULTIMATE CUSTOMER

UTILITY	REVENUES \$				TOTAL ULTIMATE	RESALE	TOTAL SALES
	RESIDENTIAL	COMMERCIAL	INDUSTRIAL	OTHER			
Investor Owned							
ALPENA POWER	6,077,347	6,358,263	4,709,902	26,019	17,171,531	0	17,171,531
CONSUMERS POWER	806,037,737	671,562,445	682,248,805	20,729,668	2,180,578,655	67,562,219	2,248,140,874
DETROIT EDISON	1,210,924,600	1,495,819,917	734,127,433	47,844,632	3,488,716,582	96,087,272	3,584,803,854
EDISON SAULT	9,527,165	13,596,095	8,325,916	811,422	32,260,598	4,071,284	36,331,882
AMERICAN ELECTRIC POWER (I&M)	66,461,182	42,197,269	49,473,630	1,340,527	159,472,608	30,427,768	189,900,376
NORTHERN STATES	3,759,034	2,069,396	3,071,621	298,317	9,198,368	506,758	9,705,126
UPPER PEN. PWR	23,266,634	16,581,018	9,793,971	1,008,204	50,649,827	5,823,895	56,473,722
WISC ELEC POWER CO	11,889,989	9,502,918	88,324,381	349,910	110,067,198	19,897,320	129,964,518
WISC PUB SERV CO	3,694,118	3,288,649	3,625,915	92,201	10,700,883	408,772	11,109,655
TOTAL IOU	2,141,637,806	2,260,975,970	1,583,701,574	72,500,900	6,058,816,250	224,785,288	6,283,601,538
Cooperatives							
ALGER DELTA	4,102,091	1,206,594	0	28,428	5,337,113	0	5,337,113
CHERRYLAND	14,891,164	5,146,588	0	248,544	20,286,296	0	20,286,296
CLOVERLAND	7,554,422	1,851,027	1,082,398	441,816	10,929,663	598,766	11,528,429
FRUITBELT	19,012,913	4,107,459	0	0	23,120,372	0	23,120,372
O & A	15,648,093	4,597,481	0	106,903	20,352,477	0	20,352,477
OCEANA	6,218,285	748,116	1,292,581	40,539	8,299,521	0	8,299,521
ONTONAGON	2,058,285	283,857	0	18,740	2,360,882	0	2,360,882
PRESQUE ISLE	13,585,134	4,057,388	1,140,171	455,387	19,238,080	0	19,238,080
S.E.MICH	3,340,675	266,870	129,194	70,344	3,807,083	0	3,807,083
THUMB	8,300,589	800,768	0	0	9,101,357	0	9,101,357
TOP O'MICH	28,894,748	7,368,740	2,698,001	182,090	39,143,579	0	39,143,579
TRI-COUNTY	16,250,831	2,858,162	1,206,780	246,964	20,562,737	0	20,562,737
WESTERN MICH	5,397,314	998,524	0	19,726	6,415,564	0	6,415,564
TOTAL COOP	145,254,544	34,291,574	7,549,125	1,859,481	188,954,724	598,766	189,553,490
TOTAL MICHIGAN	2,286,892,350	2,295,267,544	1,591,250,699	74,360,381	6,247,770,974	225,384,054	6,473,155,028

1995 MICHIGAN ELECTRIC SALES DATA
 ULTIMATE CUSTOMER

UTILITY	SALES MWH				TOTAL ULTIMATE	RESALE	TOTAL SALES
	RESIDENTIAL	COMMERCIAL	INDUSTRIAL	OTHER			
Investor Owned							
ALPENA POWER	79,072	93,271	107,911	154	280,408	0	280,408
CONSUMERS POWER	10,711,599	9,649,274	12,688,148	217,202	33,266,223	2,240,077	35,506,300
DETROIT EDISON	13,006,210	17,470,922	14,092,083	356,849	44,926,064	4,015,639	48,941,703
EDISON SAULT	155,818	209,491	210,114	41,154	616,577	152,270	768,847
AMERICAN ELECTRIC POWER (I&M)	1,077,084	637,900	987,979	11,605	2,714,568	934,286	3,648,854
NORTHERN STATES	55,429	28,676	60,268	3,527	147,900	13,223	161,123
UPPER PEN. PWR	254,999	215,424	228,015	8,284	706,722	140,229	846,951
WISC ELEC POWER CO	147,892	131,142	2,656,731	2,183	2,937,948	697,910	3,635,858
WISC PUB SERV CO	60,287	59,006	120,126	752	240,171	10,778	250,949
TOTAL IOU	25,548,390	28,495,106	31,151,375	641,710	85,836,581	8,204,412	94,040,993
Cooperatives							
ALGER DELTA	38,889	12,505	0	299	51,693	0	51,693
CHERRYLAND	156,496	58,958	0	3,072	218,526	0	218,526
CLOVERLAND	99,030	25,298	24,314	6,666	155,308	18,184	173,492
FRUITBELT	261,300	57,053	0	0	318,353	0	318,353
O & A	166,435	62,595	0	1,185	230,215	0	230,215
OCEANA	61,294	7,018	17,088	367	85,767	0	85,767
ONTONAGON	17,673	2,565	0	117	20,355	0	20,355
PRESQUE ISLE	123,145	42,120	14,724	4,352	184,341	0	184,341
S.E.MICH	39,975	3,316	1,398	832	45,521	0	45,521
THUMB	100,068	9,767	0	0	109,835	0	109,835
TOP O'MICH	287,599	84,436	40,756	1,781	414,572	0	414,572
TRI-COUNTY	159,674	27,445	15,166	2,345	204,630	0	204,630
WESTERN MICH	48,944	10,554	0	169	59,667	0	59,667
TOTAL COOP	1,560,522	403,630	113,446	21,185	2,098,783	18,184	2,116,967
TOTAL MICHIGAN	27,108,912	28,898,736	31,264,821	662,895	87,935,364	8,222,596	96,157,960