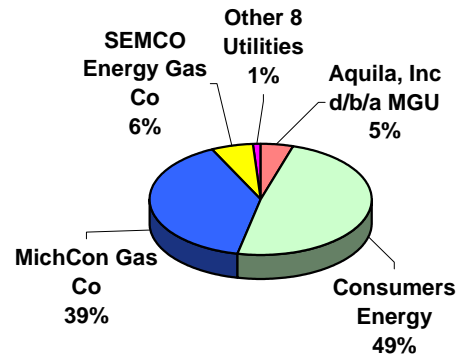


1998 Michigan Gas Utility Revenues



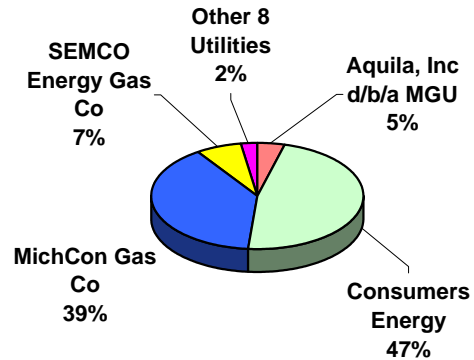
Revenue per Form P-522 MPSC Annual Report

Utility	Residential A	Residential SH B	Commercial C	Commercial SH D	Industrial E	Others F-I	Transportation	\$ Revenue Total Revenue
Aurora Gas Company	-	1,524,950	-	719,532	-	61,826	-	2,306,308
Aquila, Inc d/b/a MGU	1,886,461	91,435,128	-	32,283,324	5,962,521	475,625	8,062,798	140,105,857
Citizens Gas Fuel Company	57,907	7,728,763	131,065	2,699,915	4,147,274	-	259,438	15,024,362
Consumers Energy Company	2,235,333	1,043,136,745	297,930,470	-	65,143,891	1,847,180	53,742,755	1,464,036,374
Michigan Consolidated Gas Comp	10,442,591	829,572,828	14,804,783	236,854,753	9,563,166	-	80,651,328	1,181,889,449
Peninsular Gas Company	14,117	2,420,552	10,735	779,850	294,600	-	115,125	3,634,979
Peoples Natural Gas Company	-	-	-	-	-	-	904,883	904,883
Presque Isle Electric & Gas CO-O	-	3,974,326	-	383,420	-	321,887	-	4,679,633
SEMCO Energy Gas Company-B:	304,280	18,312,108	313,220	6,066,874	1,013,979	7,573	4,209,523	30,227,557
SEMCO Energy Gas Company	726,820	98,876,465	873,314	34,787,217	5,417,727	-	10,622,542	151,304,085
Superior Energy Company	-	60,492	-	41,785	18,971	-	-	121,248
Wisconsin Public Service Corpora	31,608	2,817,747	18,404	543,714	862,550	-	385,478	4,659,501
Xcel Energy (Northern States Pow	48,410	2,306,178	80,632	1,217,824	675,834	3,967	-	4,332,845
Total	15,747,527	2,102,166,282	314,162,623	316,378,208	93,100,513	2,718,058	158,953,870	3,003,227,081

Sources: Columns A-I: MPSC Annual Report form P-522 page 305

SH: Space Heating

1998 Michigan Gas Utility Deliveries



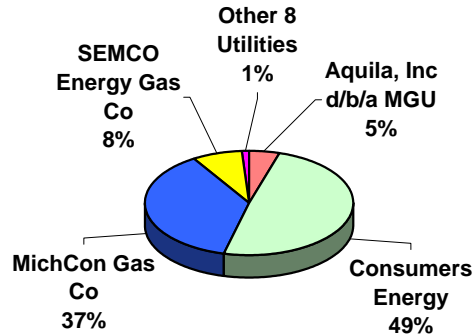
Mcf Sold per Form P-522 MPSC Annual Report

Utility	Residential A	Residential SH B	Commercial C	Commercial SH D	Industrial E	Others F-I	Transportation	Gas Sold Mcf Total Mcf Sold
Aurora Gas Company	-	169,668	-	80,089	-	6,867	-	256,624
Aquila, Inc d/b/a MGU	287,195	14,713,313	-	5,841,287	1,157,270	84,941	11,117,483	33,201,489
Citizens Gas Fuel Company	7,950	1,301,679	23,224	462,189	1,023,067	-	227,118	2,818,109
Consumers Energy Company	335,977	179,181,507	55,896,954	-	12,992,274	416,205	125,105,912	373,928,829
Michigan Consolidated Gas Comp	1,415,719	128,324,855	2,301,975	36,614,317	1,507,220	-	139,448,039	309,612,125
Peninsular Gas Company	2,000	437,567	2,061	152,319	58,665	-	211,431	864,043
Peoples Natural Gas Company	-	-	-	-	-	-	12,250,640	12,250,640
Presque Isle Electric & Gas CO-O	-	558,614	-	62,737	-	53,561	-	674,912
SEMCO Energy Gas Company-B:	49,753	3,250,185	60,770	1,182,044	263,495	1,362	6,971,218	11,778,827
SEMCO Energy Gas Company	133,331	18,512,240	186,673	7,410,835	1,196,260	-	16,819,688	44,259,027
Superior Energy Company	-	10,593	-	7,505	3,557	-	-	21,655
Wisconsin Public Service Corpora	5,147	499,377	3,420	101,275	148,338	-	1,046,077	1,803,634
Xcel Energy (Northern States Pow	8,966	428,598 ##	19,710	258,457	277,213	829	-	1,010,483
Total	2,246,038	347,388,196	58,494,787	52,173,054	18,627,359	563,765	313,197,606	792,480,397

Sources: Columns A-I: MPSC Annual Report form P-522 page 305

SH: Space Heating

1998 Michigan Gas Utility Sales Customers



Number of customers per Form P-522 MPSC Annual Report (average customers per month), Utility Contacts

Utility	Residential	Residential SH	Commercial	Commercial SH	Industrial	Others	Transportation	Total Customers
	A	B	C	D	E	F-I		
Aurora Gas Company	-	1,281	-	129	1	-	-	1,411
Aquila, Inc d/b/a MGU	2,018	130,873	188	11,616	367	2	143	145,207
Citizens Gas Fuel Company	197	13,336	48	1,053	42	-	4	14,680
Consumers Energy Company	10,075	1,419,058	101,932	-	7,888	74	1,170	1,540,197
Michigan Consolidated Gas Comp	22,163	1,069,339	3,071	77,347	820	-	843	1,173,583
Peninsular Gas Company	77	3,386	12	356	37	-	1	3,869
Peoples Natural Gas Company	-	-	-	-	-	-	3	3
Presque Isle Electric & Gas CO-O	-	2,799	-	146	-	72	-	3,017
SEMCO Energy Gas Company-B:	793	31,798	128	2,014	40	-	21	34,794
SEMCO Energy Gas Company	1,946	185,459	671	17,565	658	-	167	206,466
Superior Energy Company	-	154	-	27	1	-	-	182
Wisconsin Public Service Corpora	92	4,565	11	396	60	-	17	5,141
Xcel Energy (Northern States Pow	144	4,154	52	553	9	1	-	4,913
Total	37,505	2,866,202	106,113	111,202	9,923	149	2,369	3,133,463

Sources: Columns A-I: MPSC Annual Report form P-522 page 305; Transportation: From utilities
SH: Space Heating