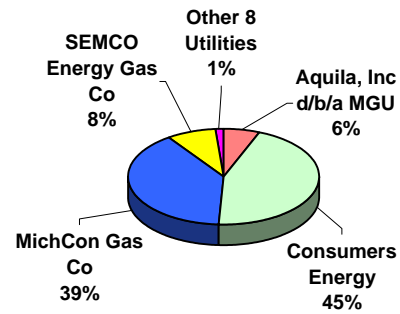


## 2000 Michigan Gas Utility Revenues



Revenue per Form P-522 MPSC Annual Report

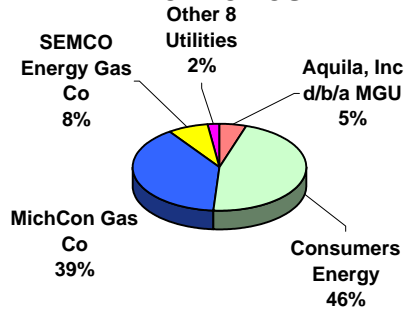
Utility	Residential A	Residential SH B	Commercial C	Commercial SH D	Industrial E	Others F-I	Transportation	\$ Revenue Total Revenue
Aurora Gas Company	-	1,121,270	-	532,769	-	43,833	-	1,697,872
Aquila, Inc d/b/a MGU	1,504,278	100,826,261	921,507	35,004,059	8,855,747	137,049	8,193,949	155,442,850
Citizens Gas Fuel Company	71,530	9,748,071	132,797	3,331,631	4,470,089	-	298,505	18,052,623
Consumers Energy Company	2,339,797	806,266,527	220,035,659	-	52,180,102	1,539,919	56,248,207	1,138,610,211
Michigan Consolidated Gas Company	7,713,611	689,607,844	8,755,730	196,935,371	8,289,648	-	87,872,004	999,174,208
Peninsular Gas Company	28,758	2,500,075	13,651	765,220	298,888	-	140,401	3,746,993
Peoples Natural Gas Company	-	-	-	-	-	-	301,871	301,871
Presque Isle Electric & Gas CO-OP	-	2,109,030	-	235,467	-	183,987	-	2,528,484
SEMCO Energy Gas Company-Battle Cr	351,072	19,972,140	1,331,889	4,844,857	866,693	2,330,436	4,198,596	33,895,683
SEMCO Energy Gas Company	927,074	112,385,565	1,425,895	40,093,998	10,751,729	-	12,903,281	178,487,542
Superior Energy Company	-	153,895	-	117,836	44,314	-	-	316,045
Wisconsin Public Service Corporation	28,466	2,779,838	18,920	490,845	787,377	-	461,517	4,566,963
Xcel Energy (Northern States Power)	17,145	3,045,892	60,932	1,580,809	973,182	7,720	-	5,685,680
<b>Total</b>	<b>12,981,731</b>	<b>1,750,516,408</b>	<b>232,696,980</b>	<b>283,932,862</b>	<b>87,517,769</b>	<b>4,242,944</b>	<b>170,618,331</b>	<b>2,542,507,025</b>

Sources: Columns A-I: MPSC Annual Report form P-522 page 305

SH: Space Heating

## 2000 Michigan Gas Utility

### Deliveries



Mcf Sold per Form P-522 MPSC Annual Report

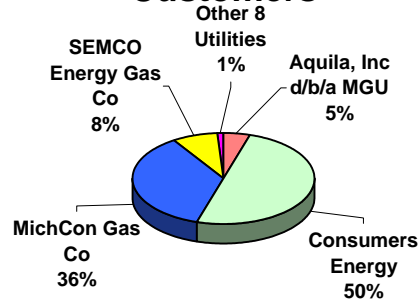
Utility	Residential A	Residential SH B	Commercial C	Commercial SH D	Industrial E	Others F-I	Transportation	Gas Sold Mcf Total Mcf Sold
Aurora Gas Company	-	146,003	-	79,685	-	6,995	-	232,683
Aquila, Inc d/b/a MGU	221,776	15,080,973	157,672	5,875,761	1,636,682	26,364	19,195,433	42,194,661
Citizens Gas Fuel Company	10,150	1,577,651	21,846	540,024	991,317	-	264,980	3,140,988
Consumers Energy Company	411,198	177,211,565	54,070,686	-	13,994,111	473,515	139,760,244	385,921,319
Michigan Consolidated Gas Company	1,284,918	135,588,094	1,737,203	38,547,644	1,747,607	-	148,583,956	327,489,422
Peninsular Gas Company	4,404	440,364	2,552	144,770	56,916	-	208,590	857,596
Peoples Natural Gas Company	-	-	-	-	-	-	6,475,759	6,475,759
Presque Isle Electric & Gas CO-OP	-	3,932,965	-	517,426	-	413,156	-	4,863,547
SEMCO Energy Gas Company-Battle Cr	59,392	3,588,198	76,250	1,148,473	174,738	-	6,891,952	11,939,003
SEMCO Energy Gas Company	172,152	21,906,684	308,294	8,693,162	2,593,913	-	17,331,102	51,005,307
Superior Energy Company	26,553	-	-	20,824	8,373	-	-	55,750
Wisconsin Public Service Corporation	4,650	505,670	3,696	92,725	150,008	-	1,170,074	1,926,823
Xcel Energy (Northern States Power)	2,398	490,456	12,328	298,907	278,623	142	-	1,082,854
<b>Total</b>	<b>2,197,591</b>	<b>360,468,623</b>	<b>56,390,527</b>	<b>55,959,401</b>	<b>21,632,288</b>	<b>920,172</b>	<b>339,882,090</b>	<b>837,185,712</b>

Sources: Columns A-I: MPSC Annual Report form P-522 page 305

SH: Space Heating

## 2000 Michigan Gas Utility Sales

### Customers



Number of customers per Form P-522 MPSC Annual Report (average customers per month), Utility Contacts

Utility	Residential A	Residential SH B	Commercial C	Commercial SH D	Industrial E	Others F-I	Transportation	Total Customers
Aurora Gas Company	-	1,719	-	144	-	1	-	1,864
Aquila, Inc d/b/a MGU	3,337	135,249	383	11,886	345	2	144	151,346
Citizens Gas Fuel Company	197	14,171	49	1,090	40	-	4	15,551
Consumers Energy Company	8,728	1,468,857	106,180	-	7,728	75	1,248	1,592,816
Michigan Consolidated Gas Company	21,776	1,050,377	3,044	74,944	495	-	843	1,151,479
Peninsular Gas Company	76	3,454	9	358	36	-	1	3,934
Peoples Natural Gas Company	-	-	-	-	-	-	2	2
Presque Isle Electric & Gas CO-OP	-	4,726	-	175	-	87	-	4,988
SEMCO Energy Gas Company-Battle Cr	798	31,846	137	2,047	36	-	21	34,885
SEMCO Energy Gas Company	2,044	193,675	734	18,672	645	-	173	215,943
Superior Energy Company	-	423	-	66	1	-	-	490
Wisconsin Public Service Corporation	91	4,673	11	403	66	-	17	5,261
Xcel Energy (Northern States Power)	56	4,416	54	564	10	1	-	5,101
<b>Total</b>	<b>37,103</b>	<b>2,913,586</b>	<b>110,601</b>	<b>110,349</b>	<b>9,402</b>	<b>166</b>	<b>2,453</b>	<b>3,183,660</b>

Sources: Columns A-I: MPSC Annual Report form P-522 page 305; Transportation: From utilities