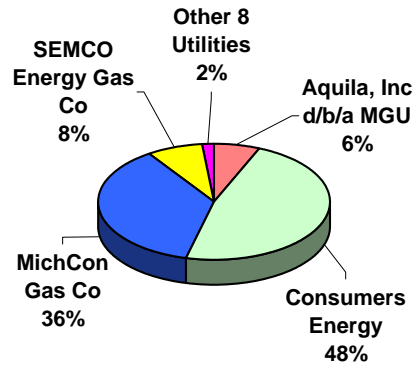


2001 Michigan Gas Utility Revenues

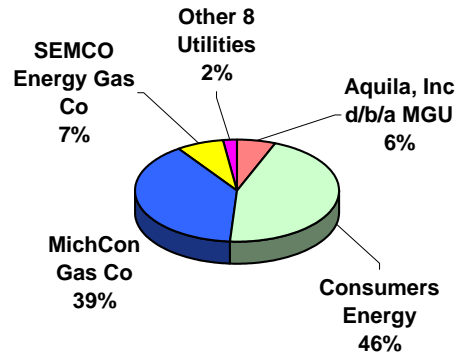


Revenue per Form P-522 MPSC Annual Report

Utility	Revenue per Form P-522 MPSC Annual Report						Transportation	\$ Revenue Total Revenue
	Residential A	Residential SH B	Commercial C	Commercial SH D	Industrial E	Others F-I		
Aurora Gas Company	-	1,707,661	-	823,569	-	64,298	-	2,595,528
Aquila, Inc d/b/a MGU	2,125,107	108,548,665	-	40,554,142	10,557,037	255,235	7,655,245	169,695,431
Citizens Gas Fuel Company	78,522	10,104,230	252,627	3,341,197	5,133,493	1,024,000	253,248	20,187,317
Consumers Energy Company	2,242,688	899,857,650	264,826,845	-	64,017,524	2,215,975	48,123,631	1,281,284,313
Michigan Consolidated Gas Comp.	9,124,162	670,947,709	11,617,593	198,854,676	8,419,078	-	80,589,948	979,553,166
Peninsular Gas Company	23,334	3,444,163	18,547	1,103,331	452,526	-	132,770	5,174,671
Peoples Natural Gas Company	-	-	-	-	-	-	230,364	230,364
Presque Isle Electric & Gas CO-OL	-	2,579,494	-	253,437	-	187,896	-	3,020,827
SEMCO Energy Gas Company-Ba	368,665	19,488,811	450,493	6,749,777	1,316,118	5,065	3,001,275	31,380,204
SEMCO Energy Gas Company	739,406	108,642,878	1,413,712	45,909,092	13,911,674	-	8,691,505	179,308,267
Superior Energy Company	-	231,483	-	198,215	67,456	-	-	497,154
Wisconsin Public Service Corporat	39,826	3,681,090	26,820	660,206	993,883	-	361,459	5,763,284
Xcel Energy (Northern States Pow	26,259	3,545,902	1,273,271	2,049,692	76,430	9,348	-	6,980,902
Total	14,767,969	1,832,779,736	279,879,908	300,497,334	104,945,219	3,761,817	149,039,445	2,685,671,428

Sources: Columns A-I: MPSC Annual Report form P-522 page 305

2001 Michigan Gas Utility Deliveries

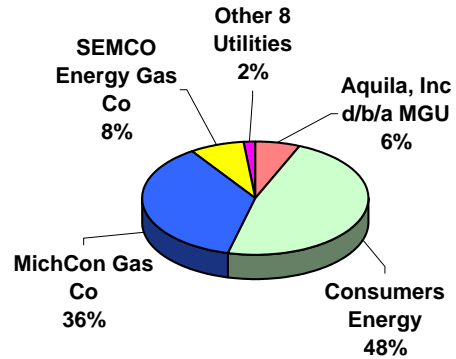


Mcf Sold per Form P-522 MPSC Annual Report

Utility	Residential A	Residential SH B	Commercial C	Commercial SH D	Industrial E	Others F-I	Transportation	Gas Sold Mcf Total Mcf Sold
Aurora Gas Company	-	166,430	-	92,404	-	6,667	-	265,501
Aquila, Inc d/b/a MGU	250,135	13,400,841	-	5,502,634	11,485,458	27,952	17,304,644	47,971,664
Citizens Gas Fuel Company	10,331	1,488,059	41,157	496,312	924,095	316,534	234,282	3,510,770
Consumers Energy Company	347,386	163,195,686	52,794,500	-	13,919,047	471,510	126,435,884	357,164,013
Michigan Consolidated Gas Comp.	1,518,682	128,928,482	2,276,718	38,349,452	1,749,441	-	138,412,196	311,234,971
Peninsular Gas Company	2,394	410,689	2,292	138,480	56,724	-	212,502	823,081
Peoples Natural Gas Company	-	-	-	-	-	-	5,759,094	5,759,094
Presque Isle Electric & Gas CO-OI	-	4,539,612	-	522,766	-	396,310	-	5,458,688
SEMCO Energy Gas Company-Ba	62,169	3,436,686	90,184	1,358,349	285,682	-	6,132,837	11,365,907
SEMCO Energy Gas Company	133,376	20,931,659	300,434	10,106,732	3,301,670	-	12,948,698	47,722,569
Superior Energy Company	-	37,598	-	32,494	10,969	-	-	81,061
Wisconsin Public Service Corporat	4,557	462,378	3,411	83,438	129,927	-	899,705	1,583,416
Xcel Energy (Northern States Pow	3,159	450,058	261,834	295,352	15,771	1,282	-	1,027,456
Total	2,332,189	337,448,178	55,770,530	56,978,413	31,878,784	1,220,255	308,339,842	793,968,191

Sources: Columns A-I: MPSC Annual Report form P-522 page 305

2001 Michigan Gas Utility Revenues



Number of customers per Form P-522 MPSC Annual Report (average customers per month), Utility Contacts

Utility	Residential		Commercial	Commercial SH		Industrial	Others	Transportation	Total Customers
	A	B	C	D	E	F-I			
Aurora Gas Company	-	1,973	-	150	-	-	1	-	2,124
Aquila, Inc d/b/a MGU	3,706	137,185	-	12,568	328	24	165	153,976	
Citizens Gas Fuel Company	195	14,642	62	1,084	24	1	4	16,012	
Consumers Energy Company	8,048	1,490,506	108,219	-	7,628	75	1,288	1,615,764	
Michigan Consolidated Gas Comp.	24,258	1,069,841	3,821	76,478	453	-	817	1,175,668	
Peninsular Gas Company	57	3,471	9	364	37	-	1	3,939	
Peoples Natural Gas Company	-	-	-	-	-	-	2	2	
Presque Isle Electric & Gas CO-OI	-	5,812	-	189	-	102	-	6,103	
SEMCO Energy Gas Company-Ba	758	32,477	157	2,248	46	-	20	35,706	
SEMCO Energy Gas Company	1,935	199,817	781	20,326	729	-	170	223,758	
Superior Energy Company	-	470	-	84	1	-	-	555	
Wisconsin Public Service Corporat	91	4,714	10	409	63	-	17	5,304	
Xcel Energy (Northern States Pow	59	4,469	63	573	1	-	1	5,166	
Total	39,107	2,965,377	113,122	114,473	9,310	204	2,484	3,244,077	

Sources: Columns A-I: MPSC Annual Report form P-522 page 305; Transportation: From utilities