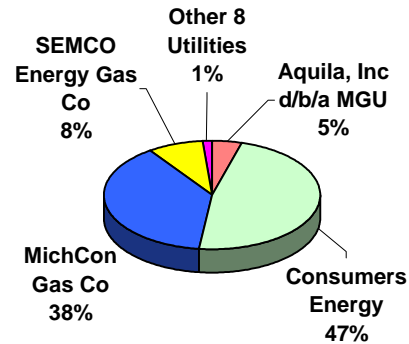


2002 Michigan Gas Utility Revenues

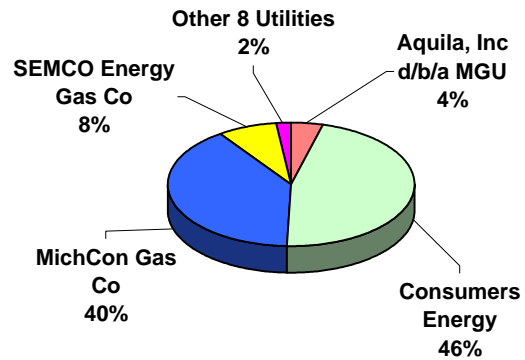


Revenue per Form P-522 MPSC Annual Report

Utility	Residential		Commercial C	Commercial SH D	Industrial E	Others F-I	Transportation	\$ Revenue Total Revenue
	A	B						
Aurora Gas Company	-	1,524,950	-	719,532	-	61,826	-	2,306,308
Aquila, Inc d/b/a MGU	1,886,461	91,435,128	-	32,283,324	5,962,521	475,625	8,062,798	140,105,857
Citizens Gas Fuel Cor	77,425	10,874,773	240,634	3,643,736	5,097,796	2,985,303	249,610	23,169,277
Consumers Energy Co	2,235,333	1,043,136,745	297,930,470	-	65,143,891	1,847,180	53,742,755	1,464,036,374
Michigan Consolidated	10,442,591	829,572,828	14,804,783	236,854,753	9,563,166	-	83,070,896	1,184,309,017
Peninsular Gas Comp	14,117	2,420,552	10,735	779,850	294,600	-	115,125	3,634,979
Peoples Natural Gas Co	-	-	-	-	-	-	238,199	238,199
Presque Isle Electric &	-	3,974,326	-	383,420	-	321,887	-	4,679,633
SEMCO Energy Gas Co	451,327	24,653,367	472,447	8,939,423	1,313,997	5,630	2,952,533	38,788,724
SEMCO Energy Gas Co	929,344	130,397,952	1,942,443	55,435,249	14,915,198	-	8,437,584	212,057,770
Superior Energy Company	-	294,370	238,169	-	41,856	-	-	574,395
Wisconsin Public Serv	31,608	2,817,747	18,404	543,714	862,550	-	401,055	4,675,078
Xcel Energy (Northern	24,774	3,364,017	914,136	1,663,185	55,303	5,999	-	6,027,414
Total	16,092,980	2,144,466,755	316,572,221	341,246,186	103,250,878	5,703,450	157,270,555	3,084,603,025

Sources: Columns A-I: MPSC Annual Report form P-522 page 305
SH: Space Heating

2002 Michigan Gas Utility Deliveries

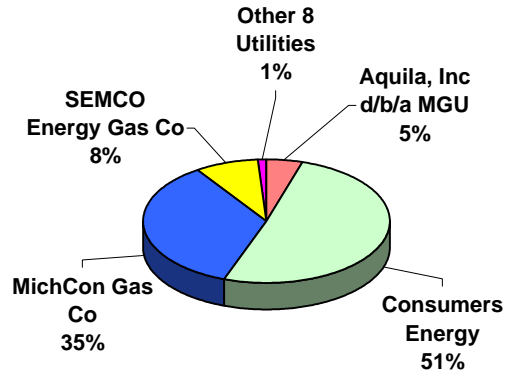


Mcf Sold per Form P-522 MPSC Annual Report

Utility	Residential A	Residential SH B	Commercial C	Commercial SH D	Industrial E	Others F-I	Transportation	Gas Sold Mcf Total Mcf Sold
Aurora Gas Company	-	169,668	-	80,089	-	6,867	-	256,624
Aquila, Inc d/b/a MGU	287,195	14,713,313	-	5,841,287	1,157,270	84,941	11,117,483	33,201,489
Citizens Gas Fuel Cor	10,097	1,611,031	37,887	542,847	956,321	848,373	233,858	4,006,556
Consumers Energy Co	335,977	179,181,507	55,896,954	-	12,992,274	416,205	125,105,912	373,928,829
Michigan Consolidated	1,415,719	128,324,855	2,301,975	36,614,317	1,507,220	-	150,521,056	320,685,142
Peninsular Gas Comp	2,000	437,567	2,061	152,319	58,665	-	211,431	864,043
Peoples Natural Gas Co	-	-	-	-	-	-	5,954,970	5,954,970
Presque Isle Electric &	-	558,614	-	62,737	-	53,561	-	674,912
SEMCO Energy Gas Co	66,309	3,721,709	88,484	1,481,525	244,742	-	6,401,622	12,004,391
SEMCO Energy Gas Co	157,542	22,895,161	353,586	10,809,601	3,081,796	-	13,270,571	50,568,257
Superior Energy Company	-	46,085	36,396	-	5,988	-	-	88,469
Wisconsin Public Serv	5,147	499,377	3,420	101,275	148,338	-	1,013,178	1,770,735
Xcel Energy (Northern	3,505	519,474	245,292	279,156	16,653	1,053	-	1,065,133
Total	2,283,491	352,678,361	58,966,055	55,965,153	20,169,267	1,411,000	313,830,081	805,069,550

Sources: Columns A-I: MPSC Annual Report form P-522 page 305

2002 Michigan Gas Utility Sales Customers



Number of customers per Form P-522 MPSC Annual Report (average customers per month), Utility Contacts

Utility	Residential A	Residential SH B	Commercial C	Commercial SH D	Industrial E	Others F-I	Transportation	Total Customers
Aurora Gas Company	-	2,096	-	155	-	1	-	2,252
Aquila, Inc d/b/a MGU	3,853	139,175	-	12,696	298	25	160	156,207
Citizens Gas Fuel Con	195	14,842	61	1,085	24	1	4	16,212
Consumers Energy Co	7,238	1,511,303	109,980	79,169	7,496	78	1,291	1,637,386
Michigan Consolidatec	24,259	1,022,181	4,242	79,169	578	-	782	1,131,211
Peninsular Gas Comp	52	3,470	7	365	37	-	1	3,932
Peoples Natural Gas C	-	-	-	-	-	-	2	2
Presque Isle Electric &	-	6,138	-	203	-	111	-	6,452
SEMCO Energy Gas C	788	33,413	156	2,285	44	-	23	36,709
SEMCO Energy Gas C	1,959	206,758	807	20,682	719	-	168	231,093
Superior Energy Company	-	500	90	-	2	-	-	592
Wisconsin Public Serv	91	4,722	10	414	57	-	17	5,311
Xcel Energy (Northern	61	4,505	60	577	2	1	-	5,206
Total	38,496	2,949,103	115,413	117,631	9,257	217	2,448	3,232,565

Sources: Columns A-I: MPSC Annual Report form P-522 page 305; Transportation: From utilities