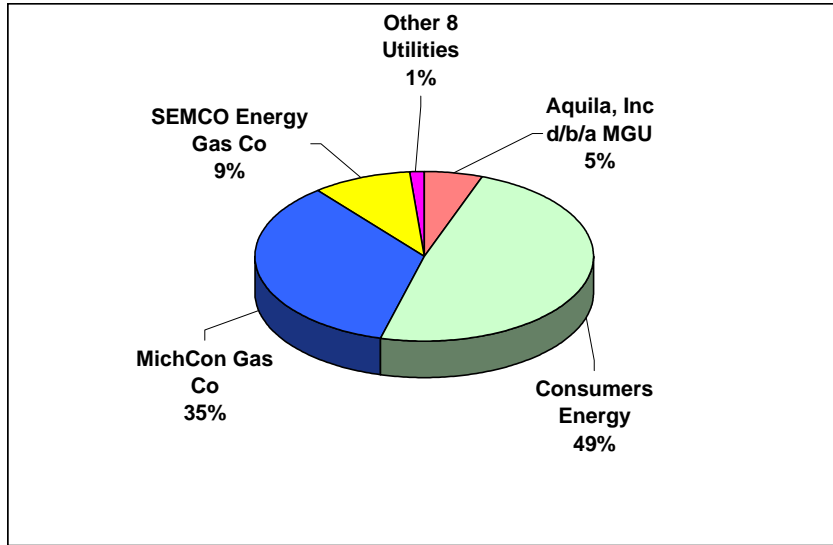


## 2003 Michigan Gas Utility Revenue



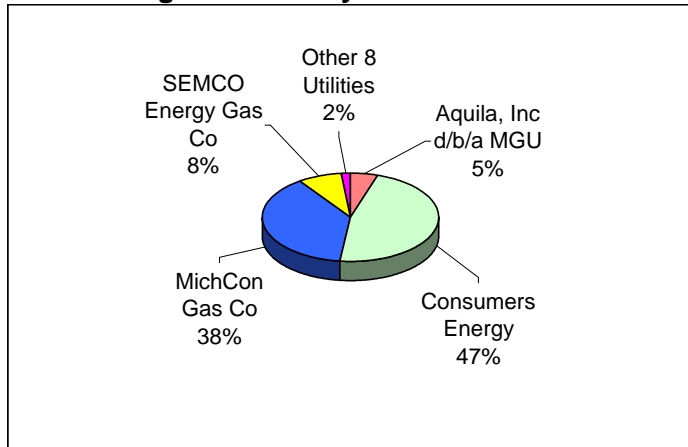
Revenue per Form P-522 MPSC Annual Report

Utility	Residential A	Residential SH B	Commercial C	Commercial SH D	Industrial E	Others F-I	Transportation	\$ Revenue Total Revenue
Aurora Gas Company	-	1,825,792	-	815,329	-	64,455	-	2,705,576
Aquila, Inc d/b/a MGU	2,704,516	129,445,767	-	47,796,432	10,168,829	614,599	8,864,158	199,594,301
Citizens Gas Fuel Company	88,751	12,625,953	383,861	4,172,787	5,555,406	1,074,850	246,756	24,148,364
Consumers Energy Company	2,715,754	1,277,200,115	362,893,528	-	82,532,583	2,757,288	52,591,264	1,780,690,532
Michigan Consolidated Gas Company	11,574,425	903,997,384	17,221,715	272,299,511	10,546,925	-	76,732,658	1,292,372,618
Peninsular Gas Company	18,616	3,209,102	15,271	1,038,854	415,381	-	115,846	4,813,070
Peoples Natural Gas Company	-	-	-	-	-	-	209,748	209,748
Presque Isle Electric & Gas CO-OP	-	4,998,180	-	529,693	-	361,959	-	5,889,832
SEMCO Energy Gas Company-Battle Creek Div	499,212	24,866,680	2,332,392	9,653,937	1,048,656	1,706,574	2,740,671	42,848,122
SEMCO Energy Gas Company	1,279,652	191,246,885	1,611,902	81,868,019	11,824,851	12,958	8,456,066	296,300,333
Superior Energy Company	-	294,370	-	238,169	41,856	-	-	574,395
Wisconsin Public Service Corporation	44,642	3,963,697	737,287	708,323	1,415,073	-	406,482	7,275,504
Xcel Energy (Northern States Power)	31,178	4,140,438	1,323,244	2,174,975	90,131	12,295	-	7,772,261
<b>Total</b>	<b>18,956,746</b>	<b>2,557,814,363</b>	<b>386,519,200</b>	<b>421,296,029</b>	<b>123,639,691</b>	<b>6,604,978</b>	<b>150,363,649</b>	<b>3,665,194,656</b>

Sources: Columns A-I: MPSC Annual Report form P-522 page 305

SH: Space Heating

## 2003 Michigan Gas Utility Deliveries



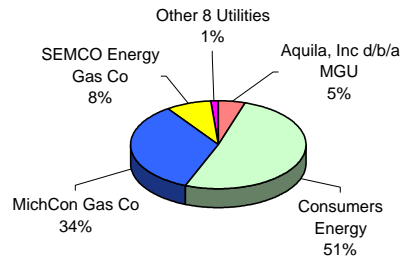
Mcf Sold per Form P-522 MPSC Annual Report

Utility	Residential A	Residential SH B	Commercial C	Commercial SH D	Industrial E	Others F-I	Transportation	Gas Sold Mcf Total Mcf Sold
Aurora Gas Company	-	203,513	-	90,498	-	7,227	-	301,238
Aquila, Inc d/b/a MGU	309,125	15,386,841	-	6,216,173	1,368,576	97,208	15,029,386	38,407,309
Citizens Gas Fuel Company	11,018	1,712,069	56,370	569,187	842,178	227,743	230,979	3,418,565
Consumers Energy Company	341,875	183,543,689	58,929,338	-	14,038,081	489,892	112,863,743	370,206,618
Michigan Consolidated Gas Company	1,474,692	129,114,848	2,446,175	38,658,876	1,457,184	-	127,499,882	300,651,657
Peninsular Gas Company	2,206	453,064	2,218	156,507	63,366	-	211,154	888,515
Peoples Natural Gas Company	-	-	-	-	-	-	5,243,705	5,243,705
Presque Isle Electric & Gas CO-OP	-	627,473	-	73,682	-	53,894	-	755,049
SEMCO Energy Gas Company-Battle Creek Div	68,253	3,743,240	90,590	1,499,953	169,658	-	5,417,840	10,989,534
SEMCO Energy Gas Company	157,676	24,839,466	423,382	11,745,276	1,755,552	-	13,039,267	51,960,619
Superior Energy Company	-	46,085	-	36,396	5,988	-	-	88,469
Wisconsin Public Service Corporation	5,528	528,925	3,936	97,934	203,243	-	1,014,265	1,853,831
Xcel Energy (Northern States Power)	3,874	531,407	214,987	305,383	184,121	1,840	-	1,241,612
<b>Total</b>	<b>2,374,247</b>	<b>360,730,620</b>	<b>62,166,996</b>	<b>59,449,865</b>	<b>20,087,947</b>	<b>877,804</b>	<b>280,550,221</b>	<b>786,006,721</b>

Sources: Columns A-I: MPSC Annual Report form P-522 page 305

SH: Space Heating

## 2003 Michigan Gas Utility Sales Customers



Number of customers per Form P-522 MPSC Annual Report (average customers per month), Utility Contacts

Utility	Residential A	Residential SH B	Commercial C	Commercial SH D	Industrial E	Others F-I	Transportation	Total Customers
Aurora Gas Company	-	2,217	-	157	-	3	-	2,377
Aquila, Inc d/b/a MGU	3,906	140,575	-	12,825	311	23	146	157,786
Citizens Gas Fuel Company	191	15,190	60	1,107	23	1	4	16,576
Consumers Energy Company	6,993	1,529,420	111,853	-	7,345	83	1,280	1,656,974
Michigan Consolidated Gas Company	23,218	1,006,525	3,835	69,173	389	-	705	1,103,845
Peninsular Gas Company	52	3,470	7	372	37	-	1	3,939
Peoples Natural Gas Company	-	-	-	-	-	-	2	2
Presque Isle Electric & Gas CO-OP	-	7,095	-	223	-	110	-	7,428
SEMCO Energy Gas Company-Battle Creek Div	785	33,800	157	2,304	42	-	27	37,115
SEMCO Energy Gas Company	1,981	211,196	833	20,872	708	-	160	235,750
Superior Energy Company	-	500	-	90	2	-	-	592
Wisconsin Public Service Corporation	93	4,745	10	406	64	-	17	5,335
Xcel Energy (Northern States Power)	65	4,533	57	574	1	1	-	5,231
<b>Total</b>	<b>37,284</b>	<b>2,959,266</b>	<b>116,812</b>	<b>108,103</b>	<b>8,922</b>	<b>221</b>	<b>2,342</b>	<b>3,232,950</b>

Sources: Columns A-I: MPSC Annual Report form P-522 page 305; Transportation: From utilities  
SH: Space Heating