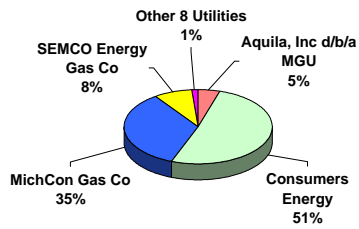


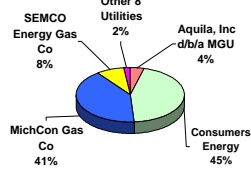
### 2004 Michigan Gas Utility Sales Customers



Utility	Number of customers per Form P-522 MPSC Annual Report (average customers per month)						Transportation	Total Customers
	Residential A	Residential SH B	Commercial C	Commercial SH D	Industrial E	Others F-1		
Aurora Gas Company	0	2,219	0	154	0	4	0	2,377
Aquila, Inc d/b/a MGU	3,916	142,226	0	12,854	297	21	147	159,461
Citizens Gas Fuel Company	187	15,471	62	1,125	25	1	2	16,873
Consumers Energy Company	6,554	1,545,408	114,764	0	7,205	84	1,307	1,675,322
Michigan Consolidated Gas Company	23,117	1,034,038	3,929	71,778	396	0	662	1,134,540
Peninsular Gas Company	51	3,455	7	375	36	0	1	3,925
Peoples Natural Gas Company	0	0	0	0	0	0	2	2
Presque Isle Electric & Gas CO-OP	0	7,304	0	221	3	110	0	7,638
SEMCO Energy Gas Company-Battle Creek Div	783	33,948	164	2,319	42	0	27	37,273
SEMCO Energy Gas Company	1,986	214,630	830	21,057	680	0	160	239,343
Superior Energy Company	0	834	0	129	2	0	0	965
Wisconsin Public Service Corporation	79	4,777	11	404	62	0	15	5,348
Xcel Energy (Northern States Power)	69	4,531	66	569	1	0	0	5,227
<b>Total</b>	<b>36,742</b>	<b>3,009,441</b>	<b>119,813</b>	<b>110,985</b>	<b>8,749</b>	<b>221</b>	<b>2,343</b>	<b>3,288,294</b>

Sources: Columns A-I: MPSC Annual Report form P-522 page 305; Transportation: From utilities

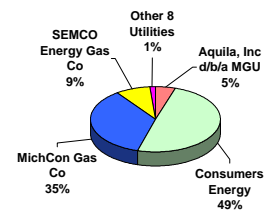
### 2004 Michigan Gas Utility Deliveries



Utility	Mcf Sold per Form P-522 MPSC Annual Report						Transportation	Total Mcf Sold
	Residential A	Residential SH B	Commercial C	Commercial SH D	Industrial E	Others F-1		
Aurora Gas Company	0	181,707	0	90,596	0	9,277	0	281,580
Aquila, Inc d/b/a MGU	297,085	14,629,035	0	5,771,742	1,347,712	36,832	8,836,240	30,918,646
Citizens Gas Fuel Company	9,904	1,598,240	40,718	531,194	823,947	304,380	175,507	3,483,980
Consumers Energy Company	314,373	176,129,618	56,402,538	0	13,192,567	375,503	73,488,298	319,902,897
Michigan Consolidated Gas Company	1,428,840	125,180,434	2,404,934	38,343,398	1,337,622	616,368	124,646,501	293,958,097
Peninsular Gas Company	2,260	414,616	2,401	144,178	56,254	0	135,170	754,979
Peoples Natural Gas Company	0	0	0	0	0	0	0	5,977,258
Presque Isle Electric & Gas CO-OP	0	601,340	0	61,960	21,038	40,327	0	724,655
SEMCO Energy Gas Company-Battle Creek Div	67,434	3,656,853	118,298	1,500,677	144,290	0	5,071,661	10,559,213
SEMCO Energy Gas Company	167,001	23,144,821	479,638	11,081,936	1,862,837	0	12,627,129	49,363,362
Superior Energy Company	0	62,861	0	39,731	9,530	0	0	112,122
Wisconsin Public Service Corporation	4,123	491,606	10,160	83,638	118,831	0	943,907	1,652,265
Xcel Energy (Northern States Power)	3,850	489,940	233,645	261,534	16,194	964	0	1,006,127
<b>Total</b>	<b>2,294,870</b>	<b>346,931,071</b>	<b>59,692,332</b>	<b>57,910,574</b>	<b>18,930,922</b>	<b>1,383,661</b>	<b>231,901,671</b>	<b>718,696,091</b>

Sources: Columns A-I: MPSC Annual Report form P-522 page 305

### 2004 Michigan Gas Utility Sales Revenues



Utility	Revenue per Form P-522 MPSC Annual Report						Transportation	\$ Revenue Total Revenue
	Residential A	Residential SH B	Commercial C	Commercial SH D	Industrial E	Others F-1		
Aurora Gas Company	0	1,871,955	0	814,472	0	91,029	0	2,777,456
Aquila, Inc d/b/a MGU	2,811,706	133,594,228	0	46,737,210	10,606,158	349,016	6,865,497	202,963,815
Citizens Gas Fuel Company	97,136	14,499,744	343,280	4,778,869	5,959,246	1,704,780	175,577	27,558,032
Consumers Energy Company	2,948,109	1,462,756,589	419,320,266	0	93,301,160	2,622,162	42,000,679	2,023,018,665
Michigan Consolidated Gas Company	12,700,117	1,012,058,145	19,321,009	307,924,234	10,592,214	3,756,011	76,475,000	1,442,826,730
Peninsular Gas Company	21,620	3,473,603	19,177	1,144,978	439,459	0	92,751	5,191,588
Peoples Natural Gas Company	0	0	0	0	0	0	239,130	239,130
Presque Isle Electric & Gas CO-OP	0	5,747,201	0	542,393	162,813	346,121	0	6,798,529
SEMCO Energy Gas Company-Battle Creek Div	494,069	26,083,405	756,107	9,697,543	891,675	98,521	2,612,521	40,633,841
SEMCO Energy Gas Company	1,488,572	199,780,667	4,143,016	87,372,456	14,290,306	0	8,091,649	315,166,666
Superior Energy Company	0	444,105	0	314,616	78,518	0	0	837,239
Wisconsin Public Service Corporation	36,597	4,128,954	64,578	697,726	972,875	0	358,841	6,259,571
Xcel Energy (Northern States Power)	37,039	4,475,941	1,415,218	2,346,792	100,974	8,145	0	8,384,109
<b>Total</b>	<b>20,634,965</b>	<b>2,868,914,217</b>	<b>445,452,651</b>	<b>464,371,289</b>	<b>137,395,398</b>	<b>8,975,805</b>	<b>136,911,645</b>	<b>4,082,655,970</b>

Sources: Columns A-I: MPSC Annual Report form P-522 page 305