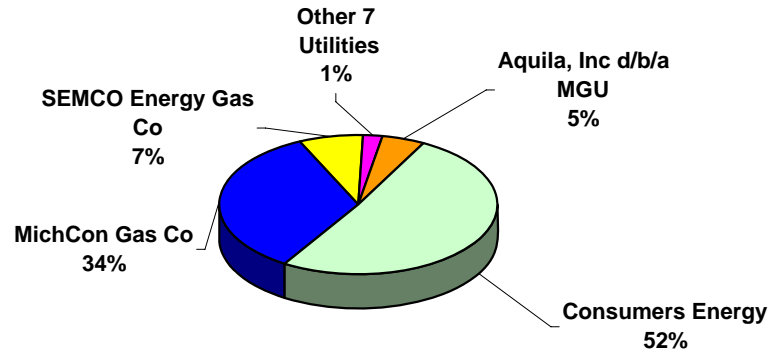


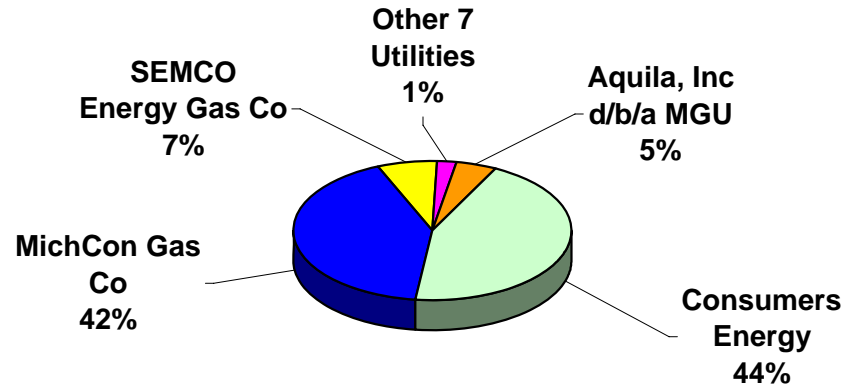
## 2005 Michigan Gas Utility Customers



Utility	Number of customers per Form P-522 MPSC Annual Report (average customers per month), Utility Contacts								Total Customers
	Residential A	Residential SH B	Commercial C	Commercial SH D	Industrial E	Others F-I	Transportation		
Aurora Gas Company	0	2,332	0	159	0	4	0	2,495	
Aquila, Inc d/b/a MGU	3,970	143,914	0	12,796	277	21	153	161,131	
Citizens Gas Fuel Company	184	15,532	60	1,134	22	1	2	16,935	
Consumers Energy Company	6,118	1,561,509	119,072	0	7,077	84	1,311	1,695,171	
Michigan Consolidated Gas Company	22,520	1,031,145	4,124	76,156	454	0	682	1,135,081	
Peoples Natural Gas	0	0	0	0	0	0	2	2	
Presque Isle Electric & Gas CO-OP	0	7,509	0	228	3	112	0	7,852	
SEMCO Energy Gas Company-Battle Creek Div	784	34,036	151	2,345	41	0	26	37,383	
SEMCO Energy Gas Company	2,035	219,898	841	21,530	661	0	177	245,142	
Superior Energy Company		919		135	2	0	0	1,056	
Wisconsin Public Service Corporation	73	4,786	10	411	57	0	12	5,349	
Xcel Energy (Northern States Power)		4,655		626	2	1	0	5,284	
<b>Total</b>	<b>35,684</b>	<b>3,026,235</b>	<b>124,258</b>	<b>115,520</b>	<b>8,596</b>	<b>223</b>	<b>2,365</b>	<b>3,312,881</b>	

Sources: Columns A-I: MPSC Annual Report form P-522 page 305; Transportation: From utilities

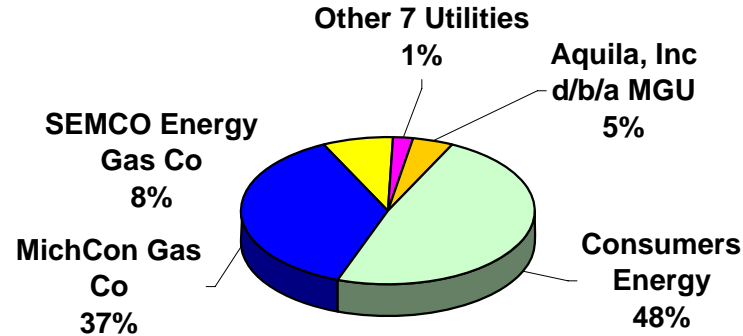
## 2005 Michigan Gas Utility deliveries



Utility	Mcf Sold per Form P-522 MPSC Annual Report							
	Residential	Residential SH	Commercial	Commercial SH	Industrial	Others	Transportation	Gas Sold Mcf
	A	B	C	D	E	F-I	Total Mcf Sold	
Aurora Gas Company	0	182,782	0	81,545	0	7,848	0	272,175
Aquila, Inc d/b/a MGU	291,264	14,168,191	0	5,257,814	1,095,753	11,392	12,867,997	33,692,411
Citizens Gas Fuel Company	6,091	1,572,340	33,024	539,277	861,962	293,010	184,497	3,490,201
Consumers Energy Company	293,845	175,833,690	56,899,518	0	13,407,937	994,654	73,488,298	320,917,942
Michigan Consolidated Gas Company	1,350,477	121,391,244	2,295,153	37,329,577	1,501,936	347,680	136,915,340	301,131,407
Peoples Natural Gas	0	0	0	0	0	0	6,334,366	6,334,366
Presque Isle Electric & Gas CO-OP		591,989	0	67,396	16,188	40,698	0	716,271
SEMCO Energy Gas Company-Battle Creek Div	65,146	3,529,494	98,684	1,475,692	121,029	0	4,624,971	9,915,016
SEMCO Energy Gas Company	157,325	22,815,507	368,610	10,926,082	1,691,150	0	12,308,993	48,267,667
Superior Energy Company		81,048	0	48,332	5,759	0	0	135,139
Wisconsin Public Service Corporation	3,422	471,999	2,603	87,645	115,610	0	837,993	1,519,272
Xcel Energy (Northern States Power)	473,832		308,502		146,218	560	0	929,112
<b>Total</b>	<b>2,641,402</b>	<b>340,638,284</b>	<b>60,006,094</b>	<b>55,813,360</b>	<b>18,963,542</b>	<b>1,695,842</b>	<b>247,562,455</b>	<b>727,320,979</b>

Sources: Columns A-I: MPSC Annual Report form P-522 page 305

## 2005 Michigan Gas Utility Sales Revenue



Utility	Revenue per Form P-522 MPSC Annual Report							\$ Revenue Total Revenue
	Residential A	Residential SH B	Commercial C	Commercial SH D	Industrial E	Others F-I	Transportation	
Aurora Gas Company	0	1,892,708	0	847,077	0	80,558	0	2,820,343
Aquila, Inc d/b/a MGU	3,267,996	154,255,285	0	53,618,365	10,502,214	152,286	8,411,992	230,208,138
Citizens Gas Fuel Company	79,247	17,405,151	360,216	5,896,008	8,586,727	1,953,000	182,506	34,462,855
Consumers Energy Company	3,162,754	1,739,004,885	510,098,035	0	116,446,981	9,222,129	42,000,679	2,419,935,463
Michigan Consolidated Gas Company	16,073,019	1,330,278,679	24,918,310	404,670,465	15,968,468	2,721,096	87,742,927	1,882,372,964
Peoples Natural Gas	0	0	0	0	0	0	255,255	255,255
Presque Isle Electric & Gas CO-OP	0	7,083,071	0	751,999	163,617	443,006	0	8,441,693
SEMCO Energy Gas Company-Battle Creek Div	719,371	37,806,557	829,135	14,822,144	1,132,822	4,226,243	2,907,229	62,443,501
SEMCO Energy Gas Company	1,755,981	243,646,049	4,178,597	107,877,705	16,085,583	0	7,722,092	381,266,007
Superior Energy Company		652,722		386,753	49,289	0	0	1,088,764
Wisconsin Public Service Corporation	34,361	4,502,941	24,128	797,404	1,082,445	0	348,344	6,789,623
Xcel Energy (Northern States Power)		531,752		320,369	1,166,839	2,771	0	2,021,731
<b>Total</b>	<b>25,092,729</b>	<b>3,537,059,800</b>	<b>540,408,421</b>	<b>589,988,289</b>	<b>171,184,985</b>	<b>18,801,089</b>	<b>149,571,024</b>	<b>5,032,106,337</b>

Sources: Columns A-I: MPSC Annual Report form P-522 page 305