

STATISTICAL DATA OF RETAIL SALES

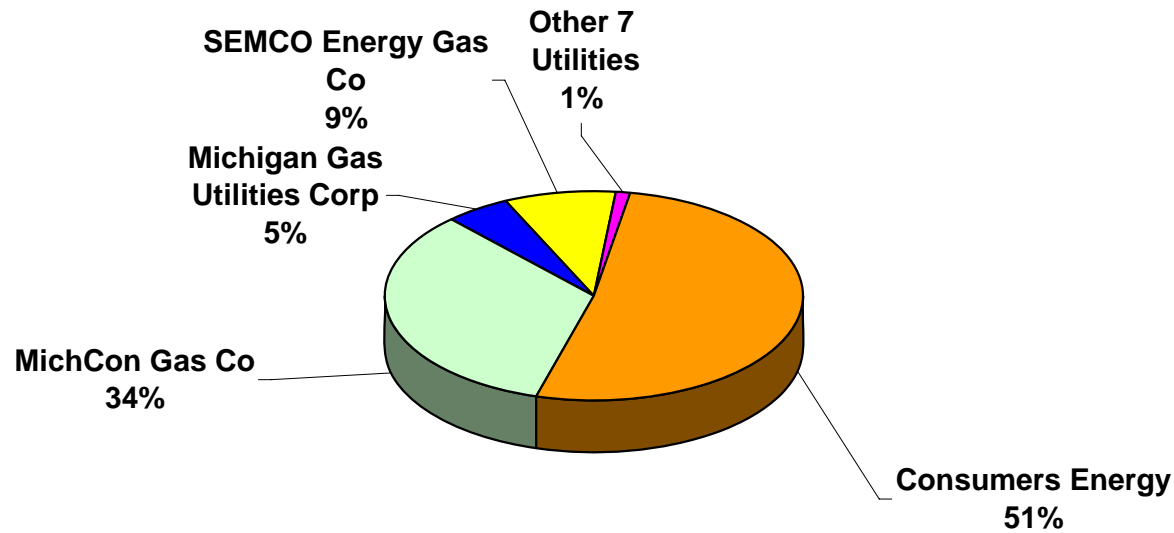
GAS UTILITIES IN MICHIGAN

YEAR ENDED DECEMBER 31, 2006

<u>Utility</u>	<u>Customers</u>	<u>Deliveries in Mcf</u>	<u>Revenues</u>
Aurora Gas Company	2,530	240,952	\$ 3,358,152
Citizens Gas Fuel Company	17,145	2,787,731	\$ 31,711,286
Consumers Energy Company	1,706,558	304,172,526	\$ 2,310,297,204
Michigan Consolidated Gas Company	1,117,025	249,457,743	\$ 1,668,020,722
Michigan Gas Utilities Corp & Aquila	162,237	28,924,418	\$ 220,979,670
Presque Isle Electric & Gas Cooperative	7,993	624,256	\$ 8,399,427
SEMCO Energy Gas Company-Battle Creek	37,019	9,160,007	\$ 58,741,267
SEMCO Energy Gas Company- MPSC Div	248,700	44,135,720	\$ 353,627,571
Superior Energy Company	1,184	123,200	\$ 1,359,898
Wisconsin Public Service Corporation	5,321	1,481,685	\$ 6,739,661
Xcel Energy (Northern States Power)	5,286	849,630	\$ 9,090,790
<b>TOTALS</b>	<b>3,310,998</b>	<b>641,957,868</b>	<b>\$ 4,672,325,648</b>

Source: Annual Report From P-522-B Page 305 or pg 312

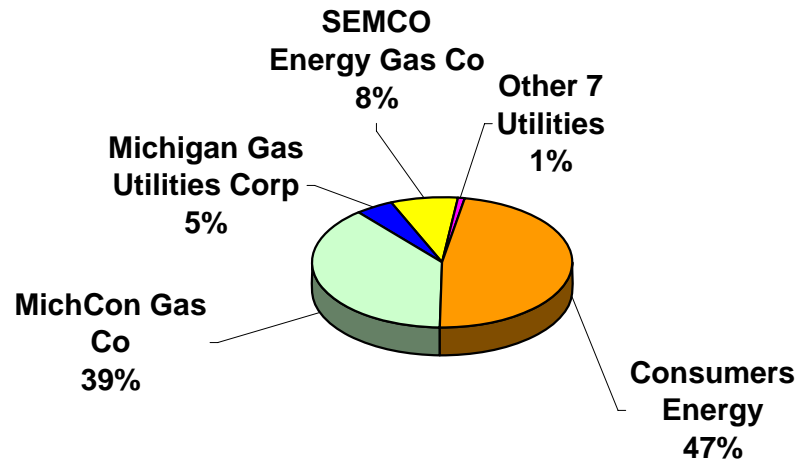
## 2006 Michigan Gas Utility Customers



Utility	Number of customers per Form P-522 MPSC Annual Report (average customers per month), Utility Contacts							Transportation	Total Customers
	Residential A	Residential SH B	Commercial C	Commercial SH D	Industrial E	Others F-I			
Aurora Gas Company	0	2,365	0	161	0	4	0	2,530	
Citizens Gas Fuel Company	179	15,729	57	1,155	23	0	2	17,145	
Consumers Energy Company	5,709	1,573,285	119,151	0	7,018	88	1,307	1,706,558	
Michigan Consolidated Gas Company	21,706	1,018,055	3,914	72,239	460	0	651	1,117,025	
Aquila & Michigan Gas Utilities Corp	4,001	144,812	0	12,970	284	18	152	162,237	
Presque Isle Electric & Gas CO-OP	0	7,646	0	233	2	112	0	7,993	
SEMCO Energy Gas Company-Battle Creek Div	769	33,718	148	2,313	38	0	33	37,019	
SEMCO Energy Gas Company- MPSC Div	2,051	223,219	830	21,784	638	0	178	248,700	
Superior Energy Company	1,040	0	142	0	2	0	0	1,184	
Wisconsin Public Service Corporation	74	4,775	10	409	37	0	16	5,321	
Xcel Energy (Northern States Power)	4,657	0	626	0	2	1	0	5,286	
<b>Total</b>	<b>40,186</b>	<b>3,023,604</b>	<b>124,878</b>	<b>111,264</b>	<b>8,504</b>	<b>223</b>	<b>2,339</b>	<b>3,310,998</b>	

Sources: Columns A-I: MPSC Annual Report form P-522 page 305; Transportation: From utilities

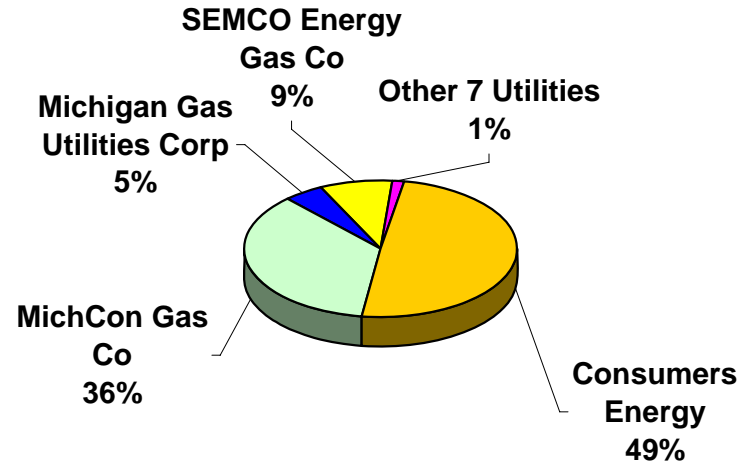
## 2006 Michigan Gas Utility Deliveries



Utility	Mcf Sold per Form P-522 MPSC Annual Report								Gas Sold Mcf Total Mcf Sold
	Residential A	Residential SH B	Commercial C	Commercial SH D	Industrial E	Others F-I	Transportation		
Aurora Gas Company	0	162,177	0	71,816	0	6,959	0	240,952	
Citizens Gas Fuel Company	9,569	1,353,954	34,756	484,267	744,713	0	160,472	2,787,731	
Consumers Energy Company	241,664	153,539,378	50,525,522	0	11,740,194	440,379	87,685,389	304,172,526	
Michigan Consolidated Gas Company	1,149,762	101,120,721	1,911,574	29,366,886	1,217,010	0	114,691,790	249,457,743	
Aquila & Michigan Gas Utilities Corp	265,337	12,567,829	0	4,651,130	928,370	3,341	10,508,411	28,924,418	
Presque Isle Electric & Gas CO-OP	0	515,106	0	63,872	11,146	34,132	0	624,256	
SEMCO Energy Gas Company-Battle Creek Div	54,970	2,983,883	73,543	1,222,380	142,698	0	4,682,533	9,160,007	
SEMCO Energy Gas Company- MPSC Div	138,325	20,035,109	331,354	9,804,008	1,384,479	0	12,442,445	44,135,720	
Superior Energy Company	76,055	0	43,395	0	3,750	0	0	123,200	
Wisconsin Public Service Corporation	3,200	401,988	1,810	70,618	104,279	0	899,790	1,481,685	
Xcel Energy (Northern States Power)	408,841	0	280,918	0	158,313	1,558	0	849,630	
<b>Total</b>	<b>2,347,723</b>	<b>292,680,145</b>	<b>53,202,872</b>	<b>45,734,977</b>	<b>16,434,952</b>	<b>486,369</b>	<b>231,070,830</b>	<b>641,957,868</b>	

Sources: Columns A-I: MPSC Annual Report form P-522 page 305

## 2006 Michigan Gas Utility Sales Revenue



Utility	Revenue per Form P-522 MPSC Annual Report							\$ Revenue Total Revenue
	Residential A	Residential SH B	Commercial C	Commercial SH D	Industrial E	Others F-I	Transportation	
Aurora Gas Company	0	2,259,653	0	1,001,832	0	96,667	0	3,358,152
Citizens Gas Fuel Company	126,668	17,218,351	399,921	5,961,379	7,842,986	0	161,981	31,711,286
Consumers Energy Company	2,942,118	1,642,763,532	498,526,903	0	110,999,537	3,907,561	51,157,553	2,310,297,204
Michigan Consolidated Gas Company	14,562,149	1,192,965,026	22,056,110	344,324,624	13,493,107	0	80,619,706	1,668,020,722
Aquila & Michigan Gas Utilities Corp	3,341,383	148,339,137	0	53,310,296	8,480,212	36,281	7,472,361	220,979,670
Presque Isle Electric & Gas CO-OP	0	7,062,828	0	789,166	122,397	425,036	0	8,399,427
SEMCO Energy Gas Company-Battle Creek Div	1,240,390	37,399,153	1,006,673	14,366,253	1,605,520	11,426	3,111,852	58,741,267
SEMCO Energy Gas Company- MPSC Div	5,897,217	222,124,937	5,787,847	98,439,193	13,782,379	0	7,595,998	353,627,571
Superior Energy Company	843,156	0	479,376	0	37,366	0	0	1,359,898
Wisconsin Public Service Corporation	37,755	4,457,316	19,423	780,392	1,109,581	0	335,194	6,739,661
Xcel Energy (Northern States Power)	4,797,846	0	3,169,481	0	1,111,561	11,902	0	9,090,790
<b>Total</b>	<b>33,788,682</b>	<b>3,274,589,933</b>	<b>531,445,734</b>	<b>518,973,135</b>	<b>158,584,646</b>	<b>4,488,873</b>	<b>150,454,645</b>	<b>4,672,325,648</b>

Sources: Columns A-I: MPSC Annual Report form P-522 page 305