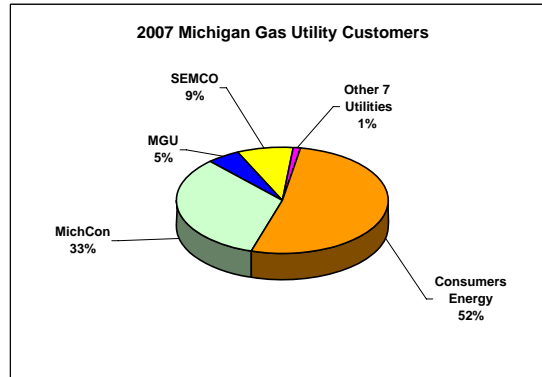


STATISTICAL DATA OF RETAIL SALES

GAS UTILITIES IN MICHIGAN YEAR ENDED DECEMBER 31, 2007

| Utility | Michigan Customers | Deliveries in Mcf | Revenues |
|-----------------------------|---------------------------|--------------------------|----------------------|
| Consumers Energy | 1,708,656 | 299,618,967 \$ | 2,538,439,454 |
| MichCon Gas Co | 1,095,002 | 248,443,373 \$ | 1,520,255,836 |
| Michigan Gas Utilities Corp | 164,927 | 30,463,666 \$ | 204,321,604 |
| SEMCO Energy Gas Co | 284,310 | 56,080,254 \$ | 424,861,448 |
| Other 7 Utilities | 39,738 | 6,549,203 \$ | 60,141,269 |
| TOTAL | 3,292,633 | 641,155,463 \$ | 4,748,019,611 |

Source: Annual Report From P-522-B Page 305 or pg 312 or pg 5

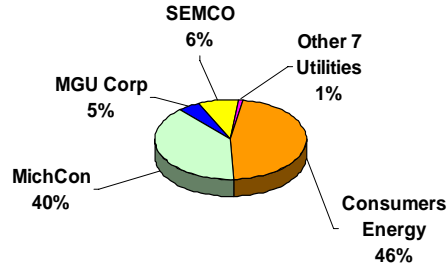


Number of customers per Form P-522 MPSC Annual Report (average customers per month), Utility Contacts

| Utility | Residential | Residential SH | Commercial | Commercial SH | Industrial | Others | Transportation | Total Customers |
|---|---------------|------------------|----------------|----------------|--------------|------------|----------------|------------------|
| | A | B | C | D | E | F-I | | |
| Aurora Gas Company | 0 | 2,402 | 0 | 162 | 0 | 4 | 0 | 2,568 |
| Citizens Gas Fuel Company | 173 | 15,748 | 56 | 1,142 | 22 | 0 | 2 | 17,143 |
| Consumers Energy Company | 5,282 | 1,575,000 | 118,865 | 0 | 6,956 | 88 | 2,465 | 1,708,656 |
| Michigan Consolidated Gas Company | 20,753 | 999,388 | 3,859 | 69,898 | 459 | 0 | 645 | 1,095,002 |
| Michigan Gas Utilities Corp | 4,035 | 147,144 | 0 | 13,288 | 293 | 20 | 147 | 164,927 |
| Presque Isle Electric & Gas CO-OP | 0 | 7,735 | 0 | 233 | 2 | 111 | 0 | 8,081 |
| SEMCO Energy Gas Company-Battle Creek Div | 746 | 32,991 | 138 | 2,223 | 36 | 0 | 39 | 36,173 |
| SEMCO Energy Gas Company- MPSC Div | 2,057 | 223,044 | 818 | 21,427 | 620 | 0 | 171 | 248,137 |
| Superior Energy Company | 1,179 | 0 | 151 | 0 | 1 | 0 | 0 | 1,331 |
| Wisconsin Public Service Corporation | 81 | 4,774 | 10 | 408 | 38 | 0 | 15 | 5,326 |
| Xcel Energy (Northern States Power) | 4,651 | 0 | 633 | 0 | 2 | 3 | 0 | 5,289 |
| Total | 38,957 | 3,008,226 | 124,530 | 108,781 | 8,429 | 226 | 3,484 | 3,292,633 |

Sources: Columns A-I: MPSC Annual Report form P-522 page 305; Transportation: From utilities

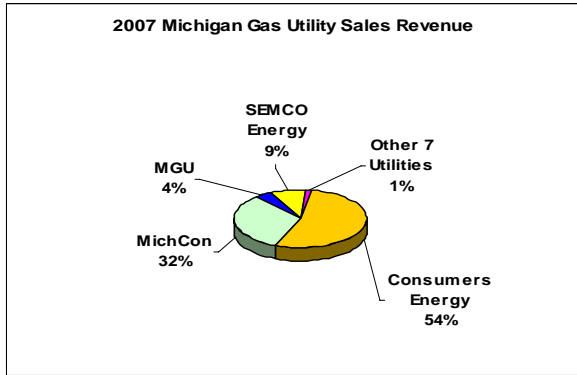
2007 Michigan Gas Utility Deliveries



Mcf Sold per Form P-522 MPSC Annual Report

| Utility | Residential | Residential SH | Commercial | Commercial SH | Industrial | Others | Transportation | Gas Sold Mcf |
|---|------------------|--------------------|-------------------|-------------------|-------------------|----------------|--------------------|--------------------|
| | A | B | C | D | E | F-I | | Total Mcf Sold |
| Aurora Gas Company | 0 | 173,447 | 0 | 74,328 | 0 | 7,283 | 0 | 255,058 |
| Citizens Gas Fuel Company | 3,839 | 1,512,471 | 29,923 | 541,090 | 802,775 | 0 | 187,766 | 3,077,864 |
| Consumers Energy Company | 243,820 | 166,585,644 | 54,712,119 | 0 | 11,740,954 | 624,421 | 65,712,009 | 299,618,967 |
| Michigan Consolidated Gas Company | 1,207,778 | 108,586,240 | 1,882,329 | 30,432,428 | 1,368,896 | 0 | 104,965,702 | 248,443,373 |
| Michigan Gas Utilities Corp | 284,901 | 13,586,196 | 0 | 5,238,584 | 915,940 | 2,564 | 10,435,481 | 30,463,666 |
| Presque Isle Electric & Gas CO-OP | 0 | 548,542 | 0 | 65,480 | 6,479 | 35,295 | 0 | 655,796 |
| SEMCO Energy Gas Company-Battle Creek Div | 61,054 | 3,265,543 | 304,194 | 1,026,790 | 80,085 | 0 | 4,839,170 | 9,576,836 |
| SEMCO Energy Gas Company- MPSC Div | 157,171 | 22,059,401 | 327,273 | 10,260,333 | 1,599,298 | 0 | 12,099,942 | 46,503,418 |
| Superior Energy Company | 89,759 | 0 | 50,646 | 0 | 600 | 0 | 0 | 141,005 |
| Wisconsin Public Service Corporation | 4,054 | 444,221 | 2,417 | 83,067 | 111,332 | 0 | 907,413 | 1,552,504 |
| Xcel Energy (Northern States Power) | 438,117 | 0 | 307,325 | 0 | 120,631 | 903 | 0 | 866,976 |
| Total | 2,490,493 | 316,761,705 | 57,616,226 | 47,722,100 | 16,746,990 | 670,466 | 199,147,483 | 641,155,463 |

Sources: Columns A-I: MPSC Annual Report form P-522 page 305



| Utility | Revenue per Form P-522 MPSC Annual Report | | | | | | | Transportation | \$ Revenue |
|---|---|----------------------|--------------------|--------------------|--------------------|------------------|--------------------|----------------------|------------|
| | Residential | Residential SH | Commercial | Commercial SH | Industrial | Others | F-I | | |
| | A | B | C | D | E | F-I | | Total Revenue | |
| Aurora Gas Company | 0 | 2,270,769 | 0 | 972,487 | 0 | 95,534 | 0 | 3,338,790 | |
| Citizens Gas Fuel Company | 58,877 | 17,535,683 | 320,352 | 6,011,442 | 7,692,510 | 0 | 183,233 | 31,802,097 | |
| Consumers Energy Company | 2,924,894 | 1,820,411,515 | 552,131,016 | 0 | 112,974,299 | 5,478,407 | 44,519,323 | 2,538,439,454 | |
| Michigan Consolidated Gas Company | 13,330,416 | 1,096,884,597 | 18,750,483 | 302,701,506 | 13,127,345 | 0 | 75,461,489 | 1,520,255,836 | |
| Michigan Gas Utilities Corp | 5,405,265 | 133,803,498 | 0 | 52,666,874 | 4,613,405 | 58,021 | 7,774,541 | 204,321,604 | |
| Presque Isle Electric & Gas CO-OP | 0 | 7,694,410 | 0 | 794,191 | 73,039 | 441,035 | 0 | 9,002,675 | |
| SEMCO Energy Gas Company-Battle Creek Div | 745,182 | 37,784,914 | 614,580 | 13,928,157 | 849,955 | 6,156 | 3,477,541 | 57,406,485 | |
| SEMCO Energy Gas Company- MPSC Div | 137,130 | 241,014,710 | 3,171,520 | 100,570,452 | 14,919,687 | 0 | 7,641,464 | 367,454,963 | |
| Superior Energy Company | 905,854 | 0 | 511,129 | 0 | 6,051 | 0 | 0 | 1,423,034 | |
| Wisconsin Public Service Corporation | 41,955 | 4,280,542 | 22,813 | 782,333 | 1,052,858 | 0 | 335,446 | 6,515,947 | |
| Xcel Energy (Northern States Power) | 4,443,340 | 0 | 2,864,133 | 0 | 739,991 | 11,262 | 0 | 8,058,726 | |
| Total | 27,992,913 | 3,361,680,638 | 578,386,026 | 478,427,442 | 156,049,140 | 6,090,415 | 139,393,037 | 4,748,019,611 | |

Sources: Columns A-I: MPSC Annual Report form P-522 page 305